



# BNY Mellon Short-Term U.S. Government Securities Fund

**FACT SHEET**  
Mar 31, 2023

Class M **MPSUX** Investor Shares **MISTX**

## Goal/Approach

The fund seeks to provide as high a level of current income as is consistent with the preservation of capital. To pursue its goal, the fund invests at least 80% of its net assets, plus any borrowings for investment purposes, in securities issued or guaranteed by the U.S. government or its agencies or instrumentalities, and in repurchase agreements in respect of such securities. The fund may invest in mortgage-related securities issued by U.S. government agencies or instrumentalities. The securities in which the fund invests include those backed by the full faith and credit of the U.S. government and those that are neither insured nor guaranteed by the U.S. government.

## CUSIP

Class M 05569M780  
Investor Shares 05569M772

## Assets for the Fund

\$167,924,218

## Holdings<sup>2</sup>

162

## Dividend Frequency

Monthly

## Avg. Effective Maturity<sup>2,3</sup>

2.15 Years

## Avg. Effective Duration<sup>2,4</sup>

1.71 Years

## SEC 30-Day Yield (as of 3/31/23)

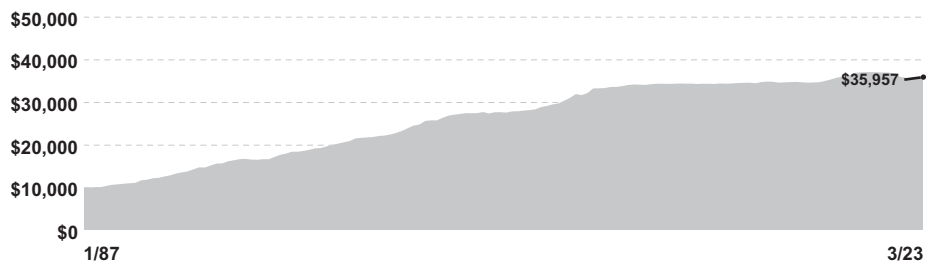
Class M 2.78%  
Investor Shares 2.52%

## Morningstar Category

Short Government

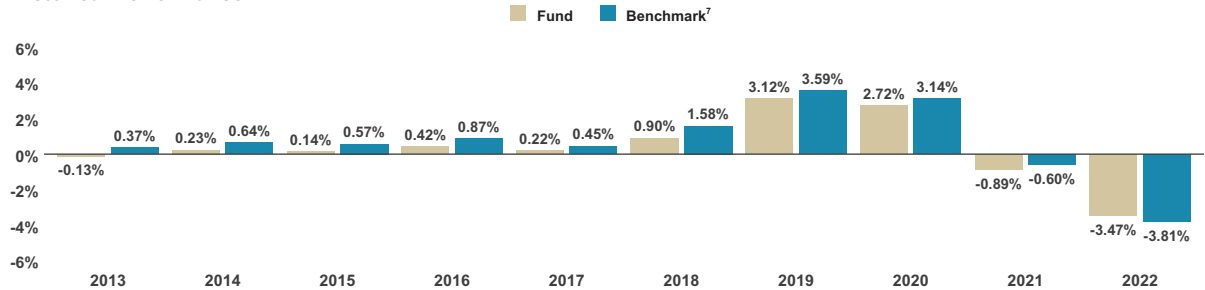
## Growth of a \$10,000 Investment<sup>1</sup>

A hypothetical \$10,000 investment in the fund's Class M shares on 1/1/87 would have been worth \$35,957 on 3/31/23.



Assumes reinvestment of dividends and capital gains.

## Historical Performance<sup>5</sup>



## Average Annual Total Returns (3/31/23)

Share Class/Inception Date	3 M	YTD	1 Yr	3 Yr	5 Yr	10 Yr
Class M (NAV) 01/01/87 <sup>6</sup>	1.22%	1.22%	-0.09%	-0.87%	0.75%	0.44%
Investor Shares (NAV) 07/11/01	1.23%	1.23%	-0.24%	-1.09%	0.50%	0.19%
Bloomberg U.S. Government 1-3 Year Bond Index <sup>7</sup>	1.59%	1.59%	0.23%	-0.83%	1.09%	0.81%

The performance data quoted represents past performance, which is no guarantee of future results. Share price and investment return fluctuate, and an investor's shares may be worth more or less than original cost upon redemption. Current performance may be lower or higher than the performance quoted. Performance for periods of less than 1 year is not annualized. Go to [im.bnymellon.com](http://im.bnymellon.com) for the fund's most recent month-end returns. The net expense ratio(s) reflect a contractual expense reduction agreement through 12/30/2023, if applicable, without which, the returns would have been lower. Total Expense Ratios: Class M 0.59%, Investor Shares 0.84%. Net Expense Ratios: Class M 0.50%, Investor Shares 0.75%. SEC 30-day yields reflect undertaking in effect, without which the Fund's SEC 30-day yield for Class M and Investor Shares shares would have been 2.70% and 2.44%, respectively, as of 3/31/2023. Not all classes of shares may be available to all investors or through all broker-dealer platforms.

<sup>1</sup>Before the fund commenced operations on 10/2/00 (fund inception date), substantially all of the assets of a predecessor common trust fund (CTF) that, in all material respects, had the same investment objective, policies, guidelines and restrictions as the fund were transferred to the fund. The performance figures presented represent the performance of the predecessor CTF from its inception date (1/1/87) through 10/1/00, adjusted to reflect the fund's fees and expenses, by subtracting from the actual performance of the CTF the expenses of the fund's class M shares (net of any fee waivers and expense reimbursements), and the performance of the fund's Class M shares thereafter. The predecessor CTF was not registered under the Investment Company Act of 1940 and therefore was not subject to certain investment restrictions that might have adversely affected performance. <sup>2</sup>Portfolio composition is as of 3/31/2023 and is subject to change at any time. <sup>3</sup>Average Effective Maturity is the weighted average of the effective maturity dates of the fixed-income securities in the fund's holdings. <sup>4</sup>Average Effective Duration is used to measure the market price sensitivity of the fund's portfolio holdings to changes in interest-rates. <sup>5</sup>Performance figures may reflect reimbursements or fee waivers, without which the performance would have been lower. <sup>6</sup>Represents the CTF Inception <sup>7</sup>Source: FactSet. The Bloomberg U.S. Government 1-3 Year Bond Index comprises the U.S. Treasury and U.S. Agency Indices. The index includes U.S. dollar-denominated, fixed-rate, nominal U.S. Treasuries and U.S. agency debentures, which reach maturity in 1-3 years. Bloomberg® and the Bloomberg U.S. Government 1-3 Year Bond Index are service marks of Bloomberg Finance L.P. and its affiliates, including Bloomberg Index Services Limited ("BISL"), the administrator of the index (collectively, "Bloomberg") and have been licensed for use for certain purposes by BNY Mellon. Bloomberg is not affiliated with BNY Mellon, and Bloomberg does not approve, endorse, review, or recommend BNY Mellon Short-Term U.S. Government Securities Fund. Bloomberg does not guarantee the timeliness, accurateness, or completeness of any data or information relating to BNY Mellon Short-Term U.S. Government Securities Fund. Investors cannot invest directly in any index.

Not FDIC-Insured. Not Bank-Guaranteed. May Lose Value.

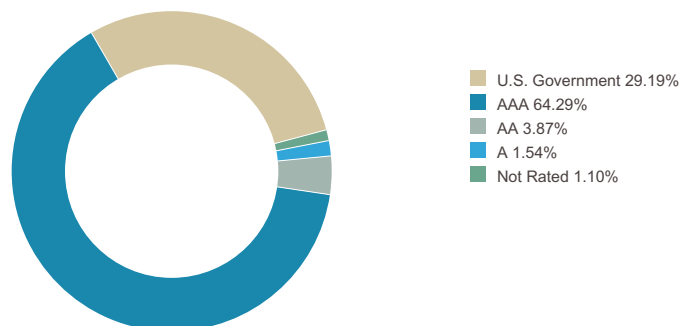


**BNY MELLON**  
WEALTH MANAGEMENT

# BNY Mellon Short-Term U.S. Government Securities Fund

Class M **MPSUX** Investor Shares **MISTX**

## Credit Quality Breakdown<sup>1,2,3</sup>

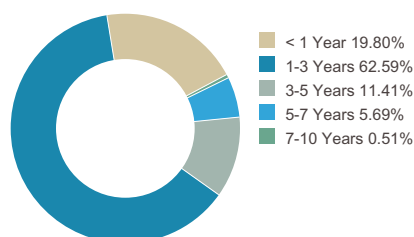


## Industry Allocation<sup>1</sup>

U.S. Government Agencies/Mortgage-Backed	61.92%
Sovereign	30.18%
Education	2.06%
Other	1.56%
State/Territory General Obligation	1.39%
Lease Revenue	1.29%
U.S. Government Agencies	0.82%
Utility-Electric Revenues	0.59%
Gnma2 Other	0.17%

Totals may not add up to 100% due to rounding.

## Allocation by Maturity<sup>1</sup>



## Portfolio Management

The fund's investment adviser is BNYM Investment Adviser. Lawrence R. Dunn is the fund's primary portfolio manager, a position he has held since the fund's inception in October 2000. Mr. Dunn is a vice president of BNY Mellon Wealth Management. Mr. Dunn also is an employee of BNYM Investment Adviser and manages the fund in his capacity as an employee of BNYM Investment Adviser.

**Investors should consider the investment objectives, risks, charges, and expenses of the fund carefully before investing. Contact your financial professional to obtain a prospectus and, if available, the summary prospectus that contains this and other information about the fund, and read it carefully before investing.**

BNY Mellon Investment Adviser, Inc., BNY Mellon Wealth Management, and BNY Mellon Securities Corporation are affiliated with The Bank of New York Mellon Corporation. BNY Mellon is the corporate brand of The Bank of New York Mellon Corporation.

<sup>1</sup>Portfolio composition is as of 3/31/2023 and is subject to change at any time. <sup>2</sup>Bond ratings reflect the rating entity's evaluation of the issuer's ability to pay interest and repay principal on the bond on a timely basis. Bonds rated BBB/Baa or higher are considered investment grade, while bonds rated BB/Ba or lower are considered speculative as to the timely payment of interest and principal. <sup>3</sup>Credit ratings reflect only those assigned by S&P, Moody's, and/or Fitch. Split-rated securities if any, are reported in the higher rating category.

**Risks:** Bonds are subject generally to interest-rate, credit, liquidity, call and market risks, to varying degrees. Generally, all other factors being equal, bond prices are inversely related to interest-rate changes and rate increases can cause price declines. Sovereign securities are generally backed by the issuing government, obligations of U.S. Government agencies and authorities are supported by varying degrees but are generally not backed by the full faith of the U.S. Government; portfolios that invest in such securities are not guaranteed and will fluctuate in value. *Recent market risks include pandemic risks related to COVID-19. The effects of COVID-19 have contributed to increased volatility in global markets and affected certain companies, industries and market sectors more dramatically than others. To the extent the fund may overweight its investments in certain companies, industries or market sectors, such positions will increase the fund's exposure to risk of loss from adverse developments affecting those companies, industries or sectors.*

*This material has been distributed for informational purposes only and should not be construed as investment advice or a recommendation of any particular investment, strategy, investment manager or account arrangement, and should not serve as a primary basis for investment decisions. Investors should consult a legal, tax or financial professional in order to determine whether any investment product or service is appropriate for a particular situation.*