

# BNY MELLON GLOBAL EMERGING MARKETS FUND



BNY MELLON

## INVESTMENT MANAGER



Newton Investment Management: Newton pursues a distinctive global thematic investment approach and provides added value from extensive proprietary research.

## GENERAL INFORMATION

Total net assets (million)	\$ 63.58
Comparative Index	MSCI EM (Emerging Markets) NR
Lipper sector	Lipper Global - Equity Global Emerging Markets
Fund type	ICVC
Fund domicile	Ireland
Fund manager	Rob Marshall-Lee
Alternate	Sophia Whitbread
Base currency	USD
Currencies available	EUR, USD, GBP, CHF
Fund launch	13 Nov 2012

## USD C (ACC.) SHARE CLASS DETAILS

Inception date	10 Aug 2015
Min. initial investment	\$ 5,000,000
Annual mgmt charge	1.00%
Max. initial charge	5.00%
ISIN	IE00BY9MD73
CUSIP	G1R06F284
Bloomberg	BGEMUCA
Ongoing Charge*	1.22%

Please note that this is a European-style USD C share class and is not reflective of the 'standard' American-style C share class fee structure.

## DEALING

09:00 to 17:00 each business day  
Valuation point: 12:00 Dublin time

## FUND STATISTICS - 3 YEARS

Jensen Alpha	-0.04
Beta	0.96
Correlation	0.87
Annualised Information Ratio	-0.10
Annualised Sharpe Ratio	0.56
Annualised Tracking Error	7.73
R <sup>2</sup>	0.76
Annualised Standard Deviation	15.66
Maximum Drawdown	-14.92
VaR Normal 95%	-6.60

\*Ongoing Charge: Annual Management charge of the fund plus specifically defined operation expenses and performance fees where applicable.

## HISTORIC YIELD (AS AT 31 JULY 2018)

Share class	Yield
USD C (Acc.)	0.09%
USD A	-

Historic yield figures are calculated on the basis of dividing the total dividends paid by the fund over the last 12 months by the fund's current price. Historic yields are shown on a net basis, do not include the impact of any initial charge and investors may be subject to tax on distributions. Gross of taxes. Please note, dividend income from the fund's US investments will be subject to 30% withholding tax.

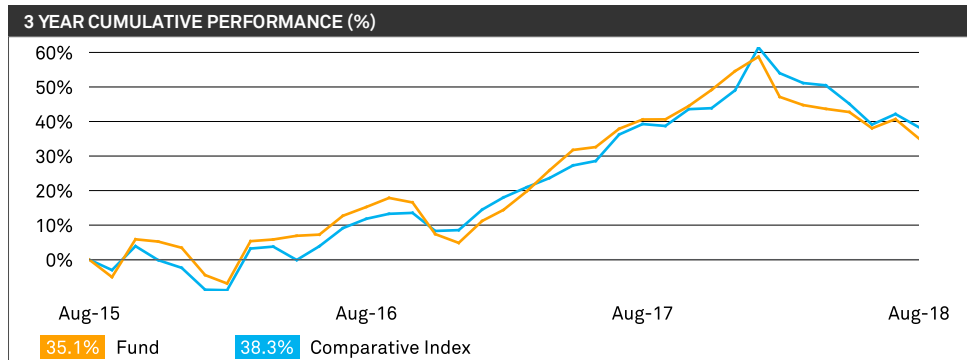
## INVESTMENT OBJECTIVE

To achieve long-term capital growth.

As at 4 August 2015 the BNY Mellon Emerging Equity Income Fund changed its name to BNY Mellon Global Emerging Markets Fund, along with the investment objective and comparative index.

## PERFORMANCE DISCLOSURE

Past performance is not a guide to future performance. The value of investments can fall. Investors may not get back the amount invested. Income from investments may vary and is not guaranteed. For a full list of risks applicable to this fund, please refer to the Prospectus.



## PERFORMANCE SUMMARY (%)

					Annualised		
	1M	3M	YTD	1YR	2YR	3YR	5YR
USD C (Acc.)	-4.00	-5.37	-12.62	-3.92	8.26	10.53	-
USD A (Acc.)	-4.08	-5.61	-13.20	-4.88	7.18	9.44	-
Comparative Index	-2.70	-4.70	-7.18	-0.68	11.21	11.41	5.04
Lipper Sector	-3.54	-5.73	-9.49	-3.69	8.32	9.19	3.69
No. of funds in sector	384	380	368	353	324	304	-
Quartile USD C (Acc.)	3	2	4	3	3	2	-

	2013	2014	2015	2016	2017
Fund	-	-	-	1.36	47.43
Comparative Index	-2.60	-2.19	-14.92	11.19	37.28
Lipper Sector	-0.81	-2.81	-14.46	8.51	35.34

## ANNUAL PERFORMANCE TO LAST QUARTER END (%)

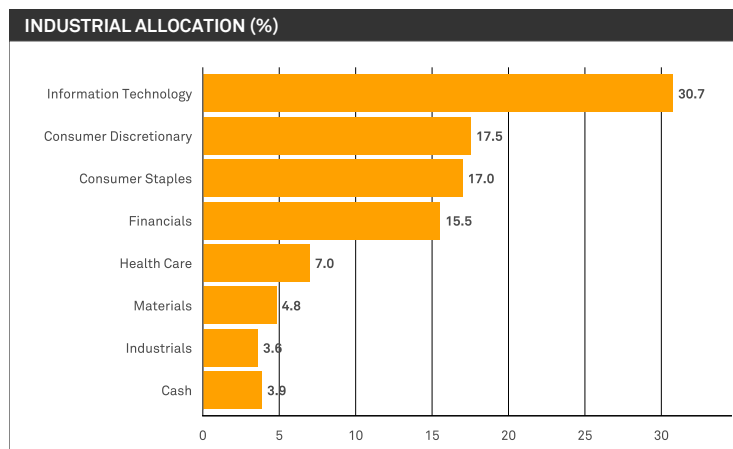
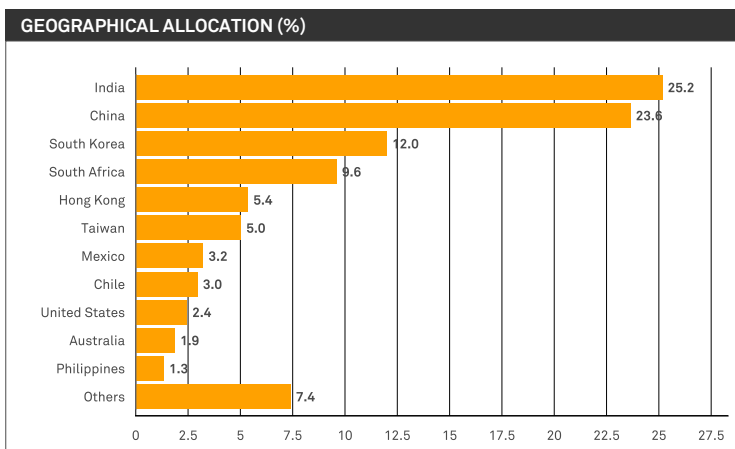
From	Jun 2013	Jun 2014	Jun 2015	Jun 2016	Jun 2017
To	Jun 2014	Jun 2015	Jun 2016	Jun 2017	Jun 2018
Fund	-	-	-	23.63	4.10

Source: Lipper as at 31 August 2018. Performance is shown for USD C (Acc.) unless otherwise stated. Total Return, including annual management charge, but excluding initial charge, net of performance fees income reinvested gross of tax, expressed in share class currency. The impact of the initial charge which may be up to 5% can be material on the performance of your investment. Performance figures including the initial charge are available upon request. Please see reverse for important disclosure.

Performance history of less than two years may not provide an adequate basis from which to determine the performance of a fund. Accordingly, such short performance history should not be relied upon. Performance periods of more than one year are annualized.

## OTHER AVAILABLE USD SHARE CLASSES

	Inception date	AMC	Min. Inv.	Ongoing Charges*	ISIN	CUSIP	Bloomberg
USD A (Acc.)	12 Mar 2013	2.00%	\$ 5,000	2.22%	IE00B8HQ1Z84	G1205V691	MEEIAUS



**TOP 10 HOLDINGS (%)**

	Fund
Samsung SDI Co Ltd	6.0
AIA Group Ltd	5.4
Taiwan Semiconductor Manufacturing	5.0
Alibaba Group Holding Ltd	4.8
Tencent Holdings Ltd	4.3
Maruti Suzuki India Ltd	4.0
British American Tobacco PLC	3.8
Samsung Electronics Co Ltd	3.8
ITC Ltd	3.5
Naspers Ltd	3.5

Source: BNY Mellon Investment Management EMEA Limited

Portfolio holdings and percentages are subject to change at any time without notice, are for information purposes only and should not be construed as investment recommendations.

Please see reverse for important disclosures.

The fund outlined is not available to U.S. Persons (as described in the Prospectus) and may only be offered and sold in accordance with Regulation S under the U. S. Securities Act of 1933.

---

## IMPORTANT INFORMATION

### **THIS DOCUMENT IS FOR FINANCIAL PROFESSIONALS ONLY AND MAY NOT BE USED WITH THE GENERAL PUBLIC.**

BNY Mellon Global Funds, plc is an open-ended umbrella type investment company with variable capital (ICVC) and segregated liability between sub-funds, incorporated with limited liability under the laws of Ireland. It qualifies and is authorized in Ireland by the Central Bank of Ireland as an undertaking for collective investment in transferable securities pursuant to the European Communities (Undertakings for Collective Investment in Transferable Securities) Regulations 2011 (SI. No. 352 of 2011). The Manager of BNY Mellon Global Funds, plc is BNY Mellon Global Management Limited. BNY Mellon Global Management Limited, 33 Sir John Rogerson's Quay, Dublin 2, Ireland. The Manager is approved as a management company and regulated by the Central Bank of Ireland under the European Communities (Undertakings for Collective Investment in Transferable Securities) Regulations 2011 (SI. No. 352 of 2011). The Global (ex. US) Distributor of BNY Mellon Global Funds, plc is BNY Mellon Investment Management EMEA Limited (BNYMIM EMEA, formerly named BNY Mellon Asset Management International Limited).

**This is a financial promotion and not intended as investment advice.** All information herein has been compiled by BNY Mellon Investment Management EMEA Limited (BNYMIM EMEA) based upon information provided by Newton Investment Management (Newton). Any views and opinions contained in this document are those of the investment manager at the time of going to print and are not intended to be construed as investment advice. BNYMIM EMEA and its affiliates are not responsible for any subsequent investment advice given based on the information contained herein. No warranty is given as to the accuracy or completeness of the information contained herein and no liability is accepted for errors or omissions in such information. The information in this material is only current as of the date indicated, and may be superseded, at any time and without notice, by subsequent market events or other reasons. BNYMIM EMEA and its affiliates do not undertake to revise or update this information in any way.

Past performance is not a guide to future performance. Investors must carefully consider the risks associated with the investments described herein. The value of investments and income there from is not guaranteed and can fall as well as rise due to many factors, including changes in market conditions, interest rates and in response to other economic, political or financial developments. When an investor sells their investment, the investor may get back less than they originally invested. Tax treatment will depend on an investor's individual circumstances and may be subject to change in the future.

Investors should consider the fund's investment objectives, risks and expenses before making any investment. ICVC/unit trust investments should not be regarded as short-term and should normally be held for at least five years. **Investors should carefully review the Prospectus and/or Key Investor Information Document (KIID) prior to deciding to invest.** The Prospectus can be obtained from BNY Mellon Global Management Limited, 33 Sir John Rogerson's Quay, Dublin 2, Ireland or from MBSC Securities Corporation.

#### FOR U.S. FINANCIAL PROFESSIONALS

**BNY Mellon Global Funds, plc is not available to U.S. Persons (as defined in the Prospectus).** Neither the BNY Mellon Global Funds, plc nor any of its sub-funds has, or will be, registered in the U.S. under the Investment Company Act of 1940, and the shares in the sub-funds are not registered under the U.S. Securities Act of 1933. Therefore, investors will not be entitled to the benefits of such registration(s). Shares may only be offered and sold in accordance with Regulation S under the Securities Act of 1933.

#### FOR CANADIAN FINANCIAL PROFESSIONALS

**BNY Mellon Global Funds, plc is not offered to, and shares may not be purchased by, Canadian residents.**

This document is distributed to financial professionals and intermediaries in the United States and Canada by MBSC Securities Corporation, located at 200 Park Avenue, New York, NY 10166, USA. MBSC Securities Corporation, a sub-distributor of the BNY Mellon Global Funds, plc, is a registered broker dealer. BNY Mellon Global Management Limited, MBSC Securities Corporation, Newton Investment Management (Newton) and BNYMIM EMEA are ultimately owned by The Bank of New York Mellon Corporation. BNY Mellon Investment Management is one of the world's leading investment management organizations and one of the top U.S. wealth managers, encompassing BNY Mellon's affiliated investment management firms, wealth management services and global distribution companies. BNY Mellon is the corporate brand of The Bank of New York Mellon Corporation and may also be used as a generic term to reference the Corporation as a whole or its various subsidiaries generally.

Nothing herein constitutes an offer to sell, or solicitation of an offer to purchase, any securities, and this document may not be used for the purpose of an offer or solicitation in any jurisdiction or in any circumstance in which such offer or solicitation is unlawful or not authorized. Any offer of securities may be made only by means of the Prospectus and/or KIID.

#### **MSCI Emerging Markets Index**

The MSCI Emerging Markets Index captures large and mid cap representation across 23 Emerging Markets (EM) countries. With 800 constituents, the index covers approximately 85% of the free float-adjusted market capitalization in each country.

#### **Lipper Global - Equity Global Emerging Markets**

Funds with the primary objective to invest in global emerging markets.

Issued on 06/09/2018

