

# Dreyfus International Stock Index Fund

Jun 30  
2018

Class Investor DIISX    Class I DINIX

*Goal/Approach*

The fund seeks to match the performance of the Morgan Stanley Capital International Europe, Australasia, Far East (MSCI EAFE) Index. To pursue its goal, the fund generally is fully invested in stocks included in the MSCI EAFE Index and in futures whose performance is tied to certain countries included in the index. The fund generally invests in all stocks included in the index.

CUSIP  
Investor            26200Q303  
Class I             26202Y205

Assets for the Fund  
\$599,296,936

Holdings<sup>2</sup>  
934

Dividend Frequency  
Annually

Morningstar Category  
Foreign Large Blend

Lipper Category  
International Multi-Cap Core

Investment Professionals

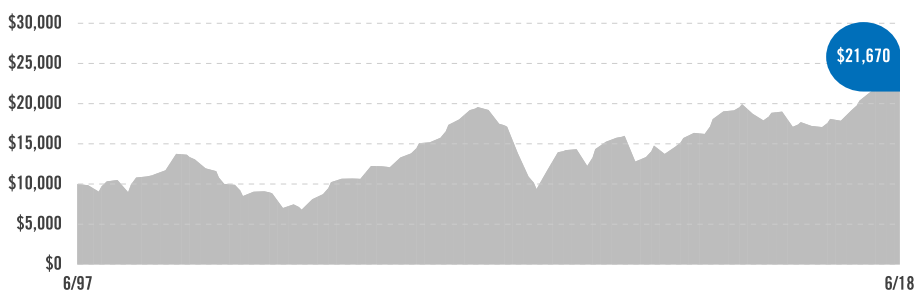


Investment Adviser  
The Dreyfus Corporation

Effective on January 31, 2018, The Boston Company Asset Management LLC (TBCAM) and Standish Mellon Asset Management Company LLC (Standish) merged into Mellon Capital Management Corporation (Mellon Capital), which immediately changed its name to BNY Mellon Asset Management North America Corporation.

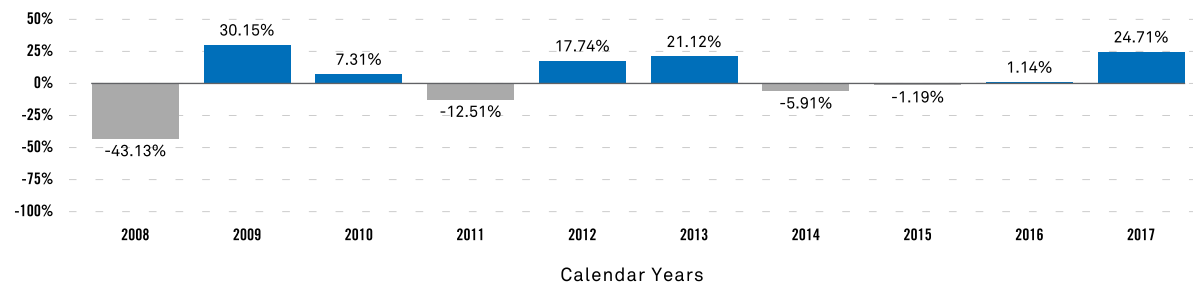
**Growth of a \$10,000 Investment**

A hypothetical \$10,000 investment in the fund's Class Investor shares on 6/30/97 would have been worth \$21,670 on 6/30/18.



Assumes reinvestment of dividends and capital gains. Performance for the fund's other share classes would vary.

**HISTORICAL PERFORMANCE (CL.I @ NAV)<sup>3</sup>**



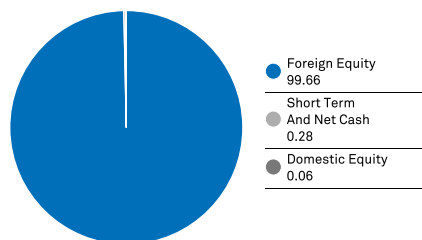
**AVERAGE ANNUAL TOTAL RETURNS (6/30/18)<sup>1</sup>**

Share Class/Inception Date	YTD	3M	1YR	3YR	5YR	10YR
Class Investor (NAV) 06/30/97	-2.57%	-1.63%	6.38%	4.47%	5.96%	2.39%
Class I (NAV) 08/31/16	-2.40%	-1.52%	6.71%	4.65%	6.07%	2.44%
MSCI EAFE Index <sup>4</sup>	-2.75%	-1.24%	6.84%	4.90%	6.44%	2.84%

The performance data quoted represents past performance, which is no guarantee of future results. Share price and investment return fluctuate and an investor's shares may be worth more or less than original cost upon redemption. Current performance may be lower or higher than the performance quoted. Funds with less than 1 year's history, year-to-date and 3 month performance are not annualized. Go to [Dreyfus.com](http://Dreyfus.com) for the fund's most recent month-end returns. The net expense ratio reflects a contractual expense reduction agreement that may not be amended without the approval of the fund's shareholders. Total Expense Ratios: Class Investor 0.61%, Class I 0.36%. Net Expense Ratios: Class Investor 0.60%, Class I 0.35%.

<sup>1</sup>The total return performance figures presented for Class I shares of the fund represent the performance of the fund's Investor shares for periods prior to 8/31/16, the inception date for Class I shares, and the performance of Class I shares from that inception date. Performance reflects the applicable class' distribution/servicing fees since the inception date. Investors should consider, when deciding whether to purchase a particular class of shares, the investment amount, class restrictions, anticipated holding period and other relevant factors. <sup>2</sup>Portfolio composition is as of 6/30/18 and is subject to change at any time. Asset Exposure percentages include any exposure through long futures positions but do not include any short positions or currency transactions. <sup>3</sup>Performance figures may reflect reimbursements or fee waivers, without which the performance would have been lower. <sup>4</sup>Source: FactSet. Reflects reinvestment of net dividends and, where applicable, capital gain distributions. The MSCI EAFE Index (Europe, Australasia, Far East) is a free float-adjusted market capitalization-weighted index that is designed to measure the equity market performance of developed markets, excluding the U.S. and Canada. Investors cannot invest directly in any index.

## ASSET EXPOSURE (%)



## TOP COUNTRY EXPOSURES<sup>1</sup>

Japan	23.69%
United Kingdom	17.52%
France	10.03%
Germany	9.38%
Switzerland	7.74%
Australia	6.91%
Netherlands	4.49%
Spain	3.03%
Hong Kong	2.72%
Sweden	2.50%

## PORTFOLIO MANAGEMENT

The fund's investment adviser is The Dreyfus Corporation (Dreyfus). Thomas J. Durante, Karen Q. Wong and Richard A. Brown are the primary portfolio managers of the fund. Mr. Durante has been a primary portfolio manager of the fund since June 2010. Mr. Durante is a managing director and co-head of equity index portfolio management at BNY Mellon Asset Management North America Corporation (the "firm"), an affiliate of Dreyfus. Ms. Wong and Mr. Brown have been primary portfolio managers of the fund since April 2007. Ms. Wong is a managing director and head of index portfolio management at the firm, and Mr. Brown is a managing director and co-head of equity index portfolio management at the firm. Ms. Wong and Messrs. Durante and Brown are also employees of Dreyfus. BNY Mellon Asset Management North America Corporation investment professionals manage Dreyfus-managed funds pursuant to a dual-employee arrangement, under Dreyfus' supervision, and apply their firm's proprietary investment process in managing the funds.

## TOP TEN HOLDINGS<sup>1</sup>

Nestle	1.66%
HSBC Holdings	1.29%
Novartis	1.16%
Royal Dutch Shell, Cl. A	1.10%
Roche Holding	1.08%
BP	1.05%
Total	1.02%
Toyota Motor	1.02%
Royal Dutch Shell, Cl. B	0.92%
British American Tobacco	0.80%

The holdings listed should not be considered recommendations to buy or sell a security. Large concentrations can increase share price volatility.

## TOP SECTORS AND INDUSTRIES<sup>1</sup>

Financial	22.57%
Industrial	13.09%
Consumer Discretionary	12.12%
Consumer Staples	10.98%
Health Care	10.37%
Materials	7.94%
Information Technology	6.34%
Energy	5.94%
Telecommunication Services	3.59%
Utilities	3.35%

Investors should consider the investment objectives, risks, charges and expenses of a mutual fund carefully before investing. To obtain a prospectus, or a summary prospectus, if available, that contains this and other information about a Dreyfus fund, contact your financial advisor or visit [dreyfus.com](http://dreyfus.com). Read the prospectus carefully before investing. Investors should discuss with their advisor the eligibility requirements for Class I shares, which are available only to certain eligible investors, and the historical results achieved by the fund's respective share classes.

The Dreyfus Corporation and MBSC Securities Corporation are affiliated with The Bank of New York Mellon Corporation.

<sup>1</sup>Portfolio composition is as of 6/30/18 and is subject to change at any time. Asset Exposure percentages include any exposure through long futures positions but do not include any short positions or currency transactions.

### Risks

**Equities** are subject to market, market sector, market liquidity, issuer, and investment style risks, to varying degrees. Investing in **foreign denominated and/or domiciled securities** involves special risks, including changes in currency exchange rates, political, economic, and social instability, limited company information, differing auditing and legal standards, and less market liquidity. These risks generally are greater with emerging market countries. An **indexing strategy** does not attempt to manage market volatility, use defensive strategies or reduce the effects of any long-term periods of poor stock performance.

*The information being provided is general information about our firm and its products and services. It should not be construed as investment advice or a recommendation with respect to any product or service. Please consult a legal, tax or investment advisor in order to determine whether an investment product or service is appropriate for a particular situation.*