

The Dreyfus Sustainable U.S. Equity Fund, Inc.

Jun 30
2018

Class I DRTCX Class Y DTCYX

Goal/Approach

The fund seeks long-term capital appreciation. To pursue this goal, the fund normally invests at least 80% of its net assets, plus any borrowings for investment purposes, in stocks (or derivatives) of U.S. companies that demonstrate attractive investment attributes and sustainable business practices and have no material unresolvable environmental, social and governance (ESG) issues. The fund focuses on companies with market caps of \$5 billion or more at the time of purchase. The fund may invest up to 20% of its assets in foreign securities, including up to 10% in emerging market securities.

CUSIP
Class I 26201E408
Class Y 26201E705

Assets for the Fund
\$300,636,965

Holdings²
45

Dividend Frequency
Annually

Morningstar Category
Large Blend

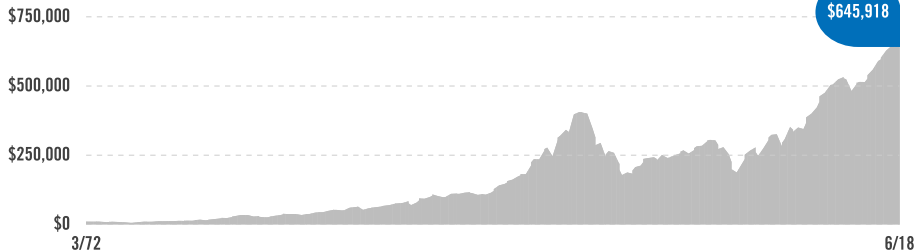
Lipper Category
Multi-Cap Core



Investment Adviser
The Dreyfus Corporation

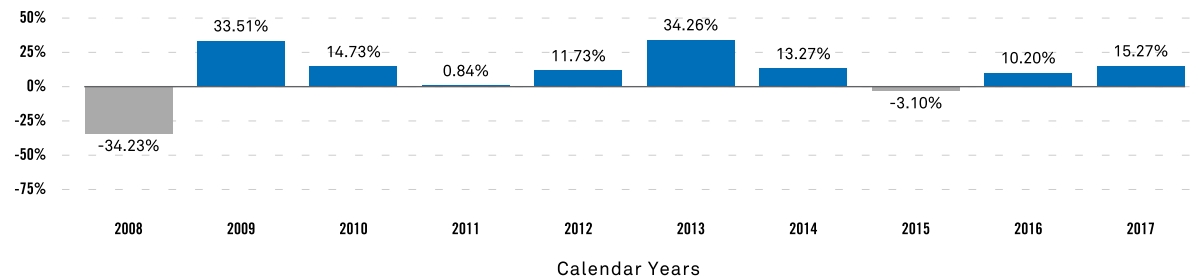
Growth of a \$10,000 Investment¹

A hypothetical \$10,000 investment in the fund's Class I shares on 3/29/72 would have been worth \$645,918 on 6/30/18.



Assumes reinvestment of dividends and capital gains. Performance for the fund's other share classes would vary.

HISTORICAL PERFORMANCE (CL.I @ NAV)³



AVERAGE ANNUAL TOTAL RETURNS (6/30/18)¹

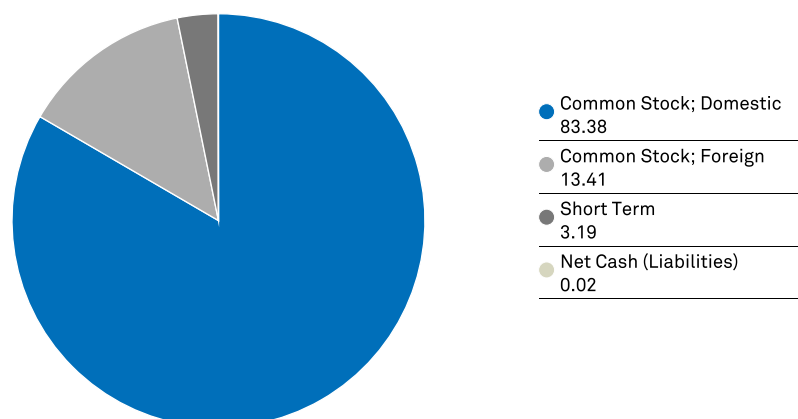
Share Class/Inception Date	YTD	3M	1YR	3YR	5YR	10YR
Class I (NAV) 08/31/99	0.18%	0.89%	7.32%	7.21%	10.05%	8.76%
Class Y (NAV) 09/30/16	0.18%	0.89%	7.26%	7.17%	9.98%	8.64%
S&P 500 [®] Index ⁴	2.65%	3.43%	14.37%	11.93%	13.42%	10.17%

The performance data quoted represents past performance, which is no guarantee of future results. Share price and investment return fluctuate and an investor's shares may be worth more or less than original cost upon redemption. Current performance may be lower or higher than the performance quoted. Funds with less than 1 year's history, year-to-date and 3 month performance are not annualized. Go to Dreyfus.com for the fund's most recent month-end returns. The net expense ratio(s) reflect a contractual expense reduction agreement through 10/01/2018. Total Expense Ratios: Class I 0.81%, Class Y 0.82%. Net Expense Ratios: Class I 0.70%, Class Y 0.70%.

Effective May 1, 2017 (the Effective Date), the fund's investment strategy changed to focus on sustainable and environmental, social and governance (ESG) investing, including removing the current fundamental social investment policy and related fundamental social considerations and changing the fundamental investment objective of the fund. The fund also engaged Newton Investment Management (North America) Limited (Newton), an affiliate of Dreyfus, as sub-adviser for the fund. As of the Effective Date, the fund adopted a "manager of managers" arrangement whereby Dreyfus, under certain circumstances, will be able to hire and replace affiliated and unaffiliated sub-advisers for the fund without obtaining shareholder approval. To be consistent with the change to the fund's investment strategy, as of the Effective Date, the fund's name changed to "The Dreyfus Sustainable U.S. Equity Fund, Inc."

¹The total return performance figures for Class I and Y shares of the fund represent the performance of the fund's Class Z shares for periods prior to 8/31/99 and 9/30/16, the inception dates for Class I and Y shares, respectively, and the performance of Class I and Y, respectively, from those inception dates. Performance reflects the applicable class's distribution/servicing fees since the inception date. Investors should consider, when deciding whether to purchase a particular class of shares, the investment amount, class restrictions, anticipated holding period and other relevant factors. ²Portfolio composition is as of 6/30/18 and is subject to change at any time. ³Performance figures may reflect reimbursements or fee waivers, without which the performance would have been lower. ⁴Source: FactSet. The S&P 500 Index is widely regarded as the best single gauge of large-cap U.S. equities. The index includes 500 leading companies and captures approximately 80% coverage of available market capitalization. Investors cannot invest directly in any index.

ASSET ALLOCATION (%)¹



PORTFOLIO MANAGEMENT

The fund's investment adviser is The Dreyfus Corporation (Dreyfus), and the fund's subadviser is Newton Investment Management (North America) Limited, an affiliate of Dreyfus. John Gilmore, Jeff Munroe and Terry Coles are the fund's primary portfolio managers, positions they have held since May 2017. Mr. Gilmore, the fund's lead portfolio manager, is the lead manager of Newton's sustainable U.S. equity model and a member of its global equities team providing specialist insight into the North American market. Mr. Munroe is the investment leader of the global equities team at Newton. Mr. Coles is a portfolio manager on the global equities team at Newton.

TOP TEN HOLDINGS¹

Microsoft	7.34%
Alphabet, Cl. A	5.22%
Apple	5.03%
Citigroup	4.25%
Merck & Co.	3.88%
Accenture, Cl. A	3.48%
Eversource Energy	3.26%
Cisco Systems	3.21%
Abbott Laboratories	3.15%
Intact Financial	3.08%

The holdings listed should not be considered recommendations to buy or sell a security. Large concentrations can increase share price volatility.

TOP SECTORS AND INDUSTRIES¹

Software & Services	16.96%
Health Care	9.18%
Consumer Discretionary	7.76%
E-Commerce	5.42%
Technology Hardware & Equipment	5.03%
Finance	4.25%
Medical-Drugs	3.88%
Utilities	3.26%
Electronic Technology	3.21%
Insurance	3.08%

Investors should consider the investment objectives, risks, charges and expenses of a mutual fund carefully before investing. To obtain a prospectus, or a summary prospectus, if available, that contains this and other information about a Dreyfus fund, contact your financial advisor or visit dreyfus.com. Read the prospectus carefully before investing. Investors should discuss with their advisor the eligibility requirements for Class I and Y shares, which are available only to certain eligible investors, and the historical results achieved by the fund's respective share classes.

The Dreyfus Corporation and MBSC Securities Corporation are affiliated with The Bank of New York Mellon Corporation.

¹Portfolio composition is as of 6/30/18 and is subject to change at any time.

Risks

Equities are subject to market, market sector, market liquidity, issuer, and investment style risks, to varying degrees. Investing in **foreign denominated and/or domiciled securities** involves special risks, including changes in currency exchange rates, political, economic, and social instability, limited company information, differing auditing and legal standards, and less market liquidity. These risks generally are greater with emerging market countries. **Small and midsized company stocks** tend to be more volatile and less liquid than larger company stocks as these companies are less established and have more volatile earnings histories. **Socially responsible portfolios** can limit the number of investment opportunities available to the portfolio which may produce more modest gains than portfolios that are not subject to such special investment considerations.

"Newton" and/or the "Newton Investment Management" brand refers to the following group of affiliated companies: Newton Investment Management Limited, Newton Investment Management (North America) Limited (NIMNA Ltd) and Newton Investment Management (North America) LLC (NIMNA LLC). NIMNA LLC personnel are supervised persons of NIMNA Ltd and NIMNA LLC does not provide investment advice, all of which is conducted by NIMNA Ltd. NIMNA LLC and NIMNA Ltd are the only Newton companies to offer services in the U.S. Newton is a wholly owned subsidiary of The Bank of New York Mellon Corporation.

The information being provided is general information about our firm and its products and services. It should not be construed as investment advice or a recommendation with respect to any product or service. Please consult a legal, tax or investment advisor in order to determine whether an investment product or service is appropriate for a particular situation.