

# Dreyfus Strategic Value Fund

Identifying undervalued companies viewed to have a catalyst for change

Jun 30

2018

Class A DAGVX    Class C DCGVX    Class I DRGVX

Long-term investors often rely on large caps to serve as the core of their portfolio. Consider the Dreyfus Strategic Value Fund, built for the long-term investor with a process that pursues attractively valued companies with both strong fundamentals and signs of business improvement that can trigger a positive catalyst for change.

CUSIP  
 Class A 26200C205  
 Class C 26200C643  
 Class I 26200C627

Assets for the Fund  
 \$1,830,769,611

Holdings<sup>2</sup>  
 87

Dividend Frequency  
 Annually

Morningstar Category  
 Large Value

Lipper Category  
 Large-Cap Value

Investment Professionals

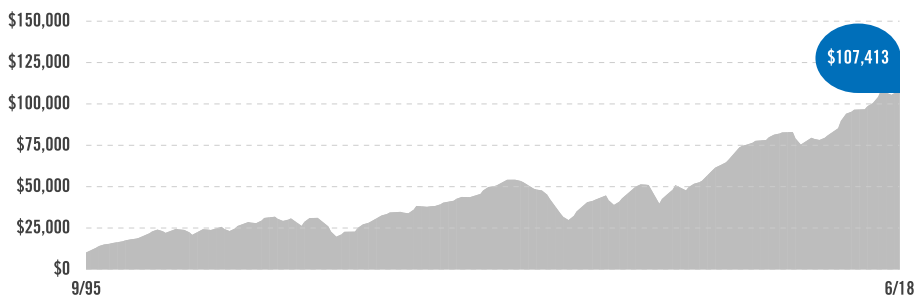


Investment Adviser  
 The Dreyfus Corporation

Effective on January 31, 2018, The Boston Company Asset Management LLC (TBCAM) and Standish Mellon Asset Management Company LLC (Standish) merged into Mellon Capital Management Corporation (Mellon Capital), which immediately changed its name to BNY Mellon Asset Management North America Corporation.

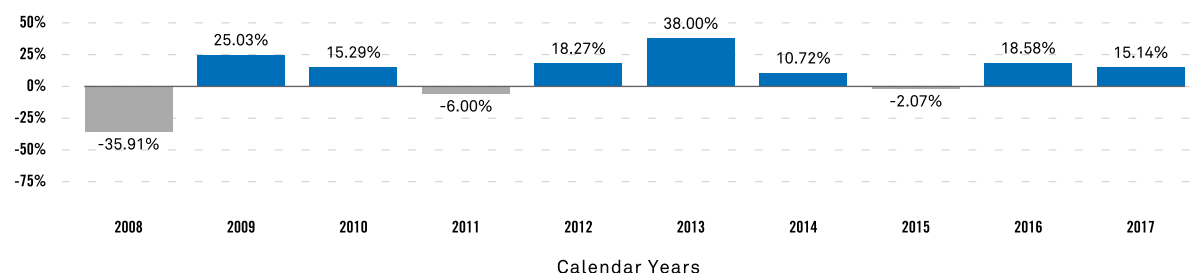
## Growth of a \$10,000 Investment

A hypothetical \$10,000 investment in the fund's Class A shares on 9/29/95 would have been worth \$107,413 on 6/30/18.



This does not reflect the 5.75% maximum front-end sales load applicable to Class A shares which, if reflected, would have lowered performance. Assumes reinvestment of dividends and capital gains. Performance for the fund's other share classes would vary.

## HISTORICAL PERFORMANCE (CL.I @ NAV)<sup>3</sup>



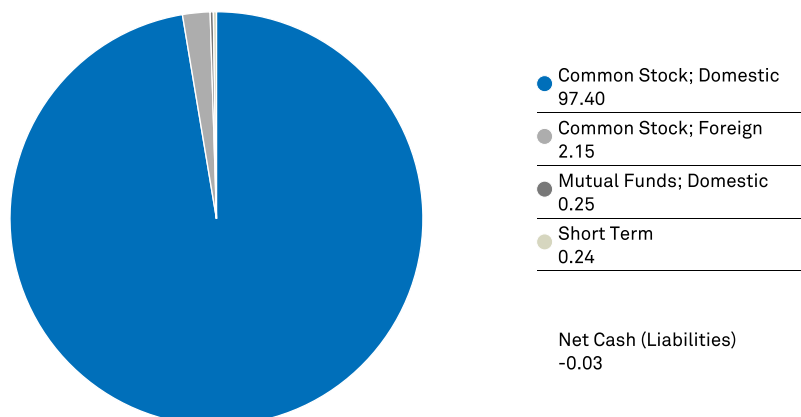
## AVERAGE ANNUAL TOTAL RETURNS (6/30/18)<sup>1</sup>

Share Class/Inception Date	YTD	3M	1YR	3YR	5YR	10YR
Class A (NAV) 09/29/95	-0.57%	1.84%	11.01%	8.99%	11.24%	8.45%
Class A (5.75% max. load)	-6.30%	-4.02%	4.63%	6.86%	9.93%	7.81%
Class C (NAV) 05/31/01	-0.91%	1.67%	10.21%	8.18%	10.42%	7.65%
Class C (1.00% max. CDSC)	-1.90%	0.67%	9.22%	8.18%	10.42%	7.65%
Class I (NAV) 05/31/01	-0.45%	1.89%	11.29%	9.26%	11.53%	8.71%
Russell 1000® Value Index <sup>4</sup>	-1.69%	1.18%	6.77%	8.26%	10.34%	8.49%

The performance data quoted represents past performance, which is no guarantee of future results. Share price and investment return fluctuate and an investor's shares may be worth more or less than original cost upon redemption. Current performance may be lower or higher than the performance quoted. Funds with less than 1 year's history, year-to-date and 3 month performance are not annualized. Go to Dreyfus.com for the fund's most recent month-end returns. The net expense ratio(s) reflect a contractual expense reduction agreement through 12/31/2018. Total Expense Ratios: Class A 0.96%, Class C 1.73%, Class I 0.73%. Net Expense Ratios: Class A 0.93%, Class C 1.68%, Class I 0.68%.

<sup>1</sup>The total return performance figures presented for Class C and I shares of the fund represent the performance of the fund's Class A shares, for periods prior to 5/31/01, the inception date for Class C and I shares, and the performance of Class C and I, respectively, from that inception date. Performance reflects the applicable class' distribution/servicing fees since the inception date. Investors should consider, when deciding whether to purchase a particular class of shares, the investment amount, class restrictions, anticipated holding period and other relevant factors. <sup>2</sup>Portfolio composition is as of 6/30/18 and is subject to change at any time. <sup>3</sup>Performance figures may reflect reimbursements or fee waivers, without which the performance would have been lower. <sup>4</sup>Source: FactSet. The Russell 1000 Value Index measures the performance of the large-cap value segment of the U.S. equity universe. It includes those Russell 1000 companies that are considered more value-oriented relative to the overall market as defined by Russell's leading style methodology. The Russell 1000 Value Index is constructed to provide a comprehensive and unbiased barometer for the large-cap value segment. The index is completely reconstituted annually to ensure new and growing equities are included and that the represented companies continue to reflect value characteristics. Investors cannot invest directly in any index.

## ASSET ALLOCATION (%)<sup>1</sup>



## GOAL/APPROACH

The fund seeks capital appreciation. To pursue this goal, the fund normally invests at least 80% of its net assets, plus any borrowings for investment purposes, in stocks. The fund's stock investments may include common stocks, preferred stocks and convertible securities, including those purchased in initial public offerings. The fund may invest up to 30% of its assets in foreign securities.

## PORTFOLIO MANAGEMENT

The investment adviser for the fund is The Dreyfus Corporation (Dreyfus). Brian Ferguson, John C. Bailer and David S. Intoppa are the fund's portfolio managers. Mr. Ferguson has been the fund's lead portfolio manager since September 2003 and is a senior managing director and head of the U.S. Large Cap Value Equity Team of BNY Mellon Asset Management North America Corporation (the "firm"), an affiliate of Dreyfus. Mr. Bailer has been a portfolio manager of the fund since December 2004 and is a senior portfolio manager of U.S. dividend-oriented and large cap strategies, and is a senior research analyst on the Dynamic Large Cap Value strategy. Mr. Intoppa has been a portfolio manager of the fund since December 2015 and is a senior research analyst on the Dynamic Large Cap Value strategy of the firm. Messrs. Ferguson, Bailer and Intoppa also are employees of Dreyfus. BNY Mellon Asset Management North America Corporation investment professionals manage Dreyfus-managed funds pursuant to a dual-employee arrangement, under Dreyfus' supervision, and apply their firm's proprietary investment process in managing the funds.

## TOP TEN HOLDINGS<sup>1</sup>

Berkshire Hathaway	4.43%
JPMorgan Chase & Co.	4.30%
Verizon Communications	3.48%
Bank Of America	3.42%
Cisco Systems	3.28%
Occidental Petroleum	2.62%
Pfizer	2.28%
Phillips 66	2.01%
Anadarko Petroleum	2.01%
DowDuPont	2.01%

The holdings listed should not be considered recommendations to buy or sell a security. Large concentrations can increase share price volatility.

## TOP SECTORS AND INDUSTRIES<sup>1</sup>

Financials	29.04%
Energy	13.50%
Health Care	12.54%
Information Technology	10.32%
Industrials	9.02%
Materials	8.97%
Consumer Staples	5.91%
Telecommunication Services	5.01%
Consumer Discretionary	3.85%
Utilities	1.84%
Real Estate	0.00%

Investors should consider the investment objectives, risks, charges and expenses of a mutual fund carefully before investing. To obtain a prospectus, or a summary prospectus, if available, that contains this and other information about a Dreyfus fund, contact your financial advisor or visit [dreyfus.com](http://dreyfus.com). Read the prospectus carefully before investing. Investors should discuss with their advisor the eligibility requirements for Class I shares, which are available only to certain eligible investors, and the historical results achieved by the fund's respective share classes.

The Dreyfus Corporation and MBSC Securities Corporation are affiliated with The Bank of New York Mellon Corporation.

<sup>1</sup>Portfolio composition is as of 6/30/18 and is subject to change at any time.

## Risks

**Equities** are subject to market, market sector, market liquidity, issuer, and investment style risks, to varying degrees. Investing in **foreign denominated and/or domiciled securities** involves special risks, including changes in currency exchange rates, political, economic, and social instability, limited company information, differing auditing and legal standards, and less market liquidity. These risks generally are greater with emerging market countries.

*The information being provided is general information about our firm and its products and services. It should not be construed as investment advice or a recommendation with respect to any product or service. Please consult a legal, tax or investment advisor in order to determine whether an investment product or service is appropriate for a particular situation.*