

Dreyfus Worldwide Growth Fund

Jun 30
2018

Class I DPWRX ★★★★★ Class Y DPRIX ★★★★★

Morningstar Rating™ based on risk-adjusted returns as of 6/30/18 for the fund's Class I and Y shares; other classes may have different performance characteristics. Overall rating for the World Large Stock category. Fund ratings are out of 5 stars: Overall 4 stars Class I and Y (721 funds rated); 3 Yrs. 4 stars Class I and Y (721 funds rated); 5 Yrs. 3 stars Class I (596 funds rated); 10 Yrs. 5 stars Class I (343 funds rated). Past performance is no guarantee of future results.*

CUSIP
Class I 261989404
Class Y 261989602

Assets for the Fund
\$619,164,190

Holdings²
45

Dividend Frequency
Qtry (5,8,11,12)

Morningstar Category
World Large Stock

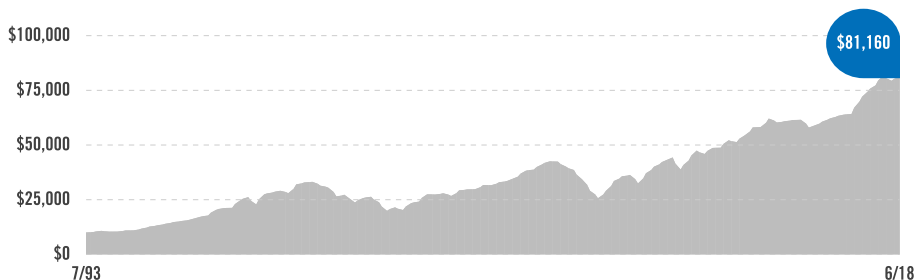
Lipper Category
Global Large-Cap Growth

FAYEZ SAROFIM & CO.

Investment Adviser
The Dreyfus Corporation

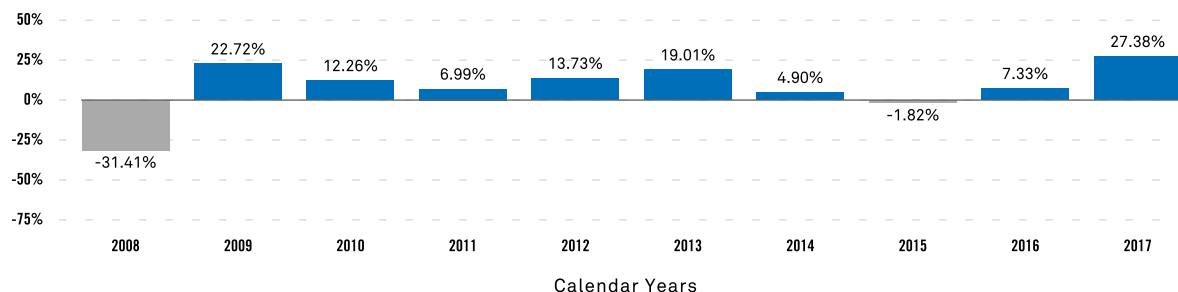
Growth of a \$10,000 Investment¹

A hypothetical \$10,000 investment in the fund's Class I shares on 7/15/93 would have been worth \$81,160 on 6/30/18.



Assumes reinvestment of dividends and capital gains. Performance for the fund's other share classes would vary.

HISTORICAL PERFORMANCE (CL.I @ NAV)³



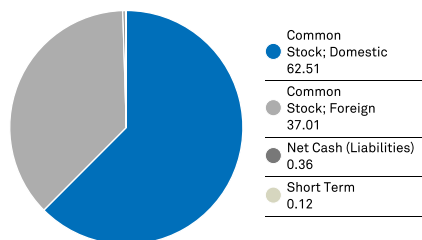
AVERAGE ANNUAL TOTAL RETURNS (6/30/18)¹

Share Class/Inception Date	YTD	3M	1YR	3YR	5YR	10YR
Class I (NAV) 03/04/96	-0.69%	2.25%	9.18%	9.67%	9.60%	7.72%
Class Y (NAV) 07/01/13	-0.67%	2.26%	9.23%	9.75%	9.85%	7.70%
MSCI World Index ⁴	0.43%	1.73%	11.09%	8.48%	9.94%	6.26%

The performance data quoted represents past performance, which is no guarantee of future results. Share price and investment return fluctuate and an investor's shares may be worth more or less than original cost upon redemption. Current performance may be lower or higher than the performance quoted. Funds with less than 1 year's history, year-to-date and 3 month performance are not annualized. Go to Dreyfus.com for the fund's most recent month-end returns. Total Expense Ratios: Class I 0.91%, Class Y 0.82%.

¹The total return performance figures for Class I and Class Y shares of the fund represent the performance of the fund's Class A shares for periods prior to 3/4/96 and 7/1/13, the inception dates for Class I and Class Y shares, respectively, and the performance of Class I and Class Y shares, respectively, from those inception dates. Performance reflects the applicable class' distribution/servicing fees since the inception date. Investors should consider, when deciding whether to purchase a particular class of shares, the investment amount, anticipated holding period and other relevant factors. ²Portfolio composition is as of 6/30/18 and is subject to change at any time. ³Performance figures may reflect reimbursements or fee waivers, without which the performance would have been lower. ⁴Source: Lipper. Reflects reinvestment of net dividends and, where applicable, capital gain distributions. The MSCI World Index is a free float-adjusted market capitalization-weighted index that is designed to measure the equity market performance of developed markets. Investors cannot invest directly in any index.

ASSET ALLOCATION (%)¹



TOP COUNTRY EXPOSURES¹

United States	62.86%
France	15.25%
Switzerland	9.18%
United Kingdom	3.67%
Canada	2.93%
Netherlands	2.28%
Denmark	1.90%
Germany	1.01%
Belgium	0.93%

GOAL/APPROACH

The fund seeks long-term capital growth consistent with the preservation of capital; current income is a secondary goal.

To pursue its goals, the fund normally invests at least 80% of its net assets, plus any borrowings for investment purposes, in the common stock of U.S. and foreign companies. The fund focuses on "blue chip" multinational companies with total market values of more than \$5 billion. These are large, established, globally managed companies that manufacture and distribute their products and services throughout the world.

PORTFOLIO MANAGEMENT

The fund's investment adviser is The Dreyfus Corporation (Dreyfus) and the fund's sub-investment adviser is Faye Sarofim & Co. (Sarofim & Co.). The fund is managed by a team of portfolio managers employed by Sarofim & Co., consisting of Faye Sarofim, Catherine Crain, Gentry Lee, Christopher Sarofim and Charles Sheedy. The team is supported by Sarofim & Co.'s Investment Committee, all the members of which are senior investment professionals at Sarofim & Co. The team members hold the following positions at Sarofim & Co.: Mr. Faye Sarofim is Chairman of the Board and Co-Chief Investment Officer, Mr. Christopher Sarofim is a Vice Chairman, Mr. Lee is Chief Executive Officer and Co-Chief Investment Officer, Mr. Sheedy is a Senior Vice President and Ms. Crain is a Vice President and Director of Marketing and Client Services. Messrs. Faye Sarofim and Christopher Sarofim have been portfolio managers of the fund since July 1993 (the fund's inception) and April 1997, respectively. Mr. Sheedy and Ms. Crain have been portfolio managers of the fund since October 2000. Mr. Lee has been a portfolio manager of the fund since November 2010.

TOP TEN HOLDINGS¹

Apple	6.54%
Facebook, Cl. A	5.34%
Philip Morris International	5.32%
L'Oreal, ADR	5.21%
Microsoft	4.92%
LVMH Moet Hennessy Louis Vuitton	3.40%
Texas Instruments	3.34%
Exxon Mobil	3.27%
Nestle, ADR	3.20%
Roche Holding, ADR	2.98%

The holdings listed should not be considered recommendations to buy or sell a security. Large concentrations can increase share price volatility.

TOP SECTORS/INDUSTRIES¹

Food, Beverage & Tobacco	21.57%
Software & Services	10.27%
Diversified Financials	10.08%
Technology Hardware & Equipment	9.14%
Pharmaceuticals, Biotech & Life Sciences	8.64%
Energy	7.96%
Semiconductors & Semiconductor Equipment	5.62%
Household & Personal Products	5.21%
Media	4.91%
Consumer Durables & Apparel	4.71%
Transportation	3.24%

Investors should consider the investment objectives, risks, charges and expenses of a mutual fund carefully before investing. To obtain a prospectus, or a summary prospectus, if available, that contains this and other information about a Dreyfus fund, contact your financial advisor or visit dreyfus.com. Read the prospectus carefully before investing. Investors should discuss with their advisor the eligibility requirements for Class I and Y shares, which are available only to certain eligible investors, and the historical results achieved by the fund's respective share classes.

The Dreyfus Corporation and MBSC Securities Corporation are affiliated with The Bank of New York Mellon Corporation. Faye Sarofim & Co. is not affiliated with MBSC or The Bank of New York Mellon Corporation.

*Source: Morningstar. The Morningstar Rating™ for funds, or "star rating," is calculated for managed products with at least a 3-year history. It is calculated based on a Morningstar Risk-Adjusted Return measure that accounts for variation in a managed product's monthly excess performance (not including the effects of sales charges, loads and redemption fees if applicable), placing more emphasis on downward variations and rewarding consistent performance. Managed products, including open-end mutual funds, closed-end funds and exchange-traded funds, are considered a single population for comparative purposes. The top 10% of products in each product category receive 5 stars, the next 22.5% receive 4 stars, the next 35% receive 3 stars, the next 22.5% receive 2 stars, and the bottom 10% receive 1 star. The Overall Morningstar Rating for a managed product is derived from a weighted average of the performance figures associated with its 3-, 5-, and 10-year (if applicable) Morningstar Rating metrics. ©2018 Morningstar, Inc. All rights reserved. The information contained herein: (1) is proprietary to Morningstar and/or its content providers; (2) may not be copied or distributed; and (3) is not warranted to be accurate, complete, or timely. Neither Morningstar nor its content providers are responsible for any damages or losses arising from any use of this information. Past performance is no guarantee of future results. The fund represents a single portfolio with multiple share classes that have different expense structures. Other share classes may have achieved different results.

¹Portfolio composition is as of 6/30/18 and is subject to change at any time.

Risks

Equities are subject to market, market sector, market liquidity, issuer, and investment style risks, to varying degrees. Investing in **foreign denominated and/or domiciled securities** involves special risks, including changes in currency exchange rates, political, economic, and social instability, limited company information, differing auditing and legal standards, and less market liquidity. These risks generally are greater with emerging market countries. A concentration of companies in a narrow **sector** could cause performance to be more volatile than funds invested in a broader range of industries. **Small and midsize company stocks** tend to be more volatile and less liquid than larger company stocks as these companies are less established and have more volatile earnings histories.

The information being provided is general information about our firm and its products and services. It should not be construed as investment advice or a recommendation with respect to any product or service. Please consult a legal, tax or investment advisor in order to determine whether an investment product or service is appropriate for a particular situation.