

# BNY Mellon Income Stock Fund

Jun 30  
2018

Class A BMIAX    Class C BMISX    Class I BMIIX

**Goal/Approach**

The fund seeks total return (consisting of capital appreciation and income). To pursue its goal, the fund normally invests at least 80% of its net assets, plus any borrowings for investment purposes, in stocks. The fund seeks to focus on dividend-paying stocks and other investments and investment techniques that provide income. The investment adviser chooses stocks through a disciplined investment process that combines computer modeling techniques, fundamental analysis and risk management.

**CUSIP**  
Class A 05569M343  
Class C 05569M335  
Class I 05569M327

**Assets for the Fund**  
\$1,183,641,587

**Holdings<sup>2</sup>**  
55

**Dividend Frequency**  
Monthly

**Morningstar Category**  
Large Value

**Lipper Category**  
Equity Income

**Investment Professionals**

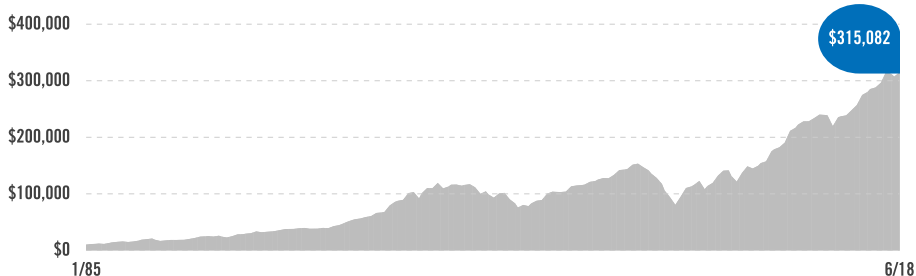
**THE BOSTON COMPANY**  
ASSET MANAGEMENT  
BNY MELLON AMNA

**Investment Adviser**  
BNY Mellon Fund Advisers

Effective on January 31, 2018, The Boston Company Asset Management LLC (TBCAM) and Standish Mellon Asset Management Company LLC (Standish) merged into Mellon Capital Management Corporation (Mellon Capital), which immediately changed its name to BNY Mellon Asset Management North America Corporation.

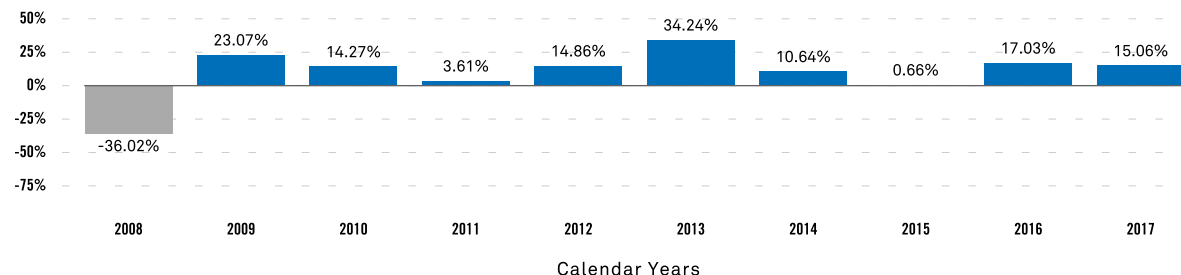
**Growth of a \$10,000 Investment<sup>1</sup>**

A hypothetical \$10,000 investment in the fund's Class A shares on 1/1/85 would have been worth \$315,082 on 6/30/18.



This does not reflect the 5.75% maximum front-end sales load applicable to Class A shares which, if reflected, would have lowered performance. Assumes reinvestment of dividends and capital gains. Performance for the fund's other share classes would vary.

**HISTORICAL PERFORMANCE (CL.I @ NAV)<sup>1,3</sup>**



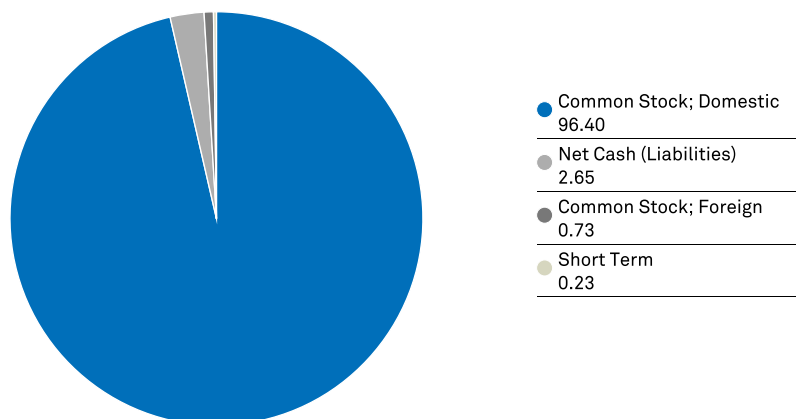
**AVERAGE ANNUAL TOTAL RETURNS (6/30/18)<sup>1</sup>**

Share Class/Inception Date	YTD	3M	1YR	3YR	5YR	10YR
Class A (NAV) 05/31/16	-0.33%	2.53%	9.37%	9.68%	11.56%	9.41%
Class A (5.75% max. load)	-6.04%	-3.33%	3.12%	7.54%	10.26%	8.76%
Class C (NAV) 05/31/16	-0.70%	2.34%	8.45%	9.07%	11.19%	9.23%
Class C (1.00% max. CDSC)	-1.69%	1.34%	7.45%	9.07%	11.19%	9.23%
Class I (NAV) 05/31/16	-0.09%	2.71%	9.64%	9.87%	11.68%	9.47%
Dow Jones U.S. Select Dividend Index <sup>4</sup>	1.02%	3.66%	9.93%	13.21%	12.84%	11.60%

The performance data quoted represents past performance, which is no guarantee of future results. Share price and investment return fluctuate and an investor's shares may be worth more or less than original cost upon redemption. Current performance may be lower or higher than the performance quoted. Funds with less than 1 year's history, year-to-date and 3 month performance are not annualized. Go to Dreyfus.com for the fund's most recent month-end returns. Total Expense Ratios: Class A 1.11%, Class C 1.85%, Class I 0.85%.

<sup>1</sup>The total return performance figures presented for Class A, Class C and Class I shares of the fund represent the performance of the fund's Class M shares for periods prior to May 31, 2016, the inception date for Class A, Class C and Class I shares, and the performance of Class A, C and I, respectively, from that inception date. Performance reflects the applicable class' sales load and distribution/servicing fees since the inception date. Had these fees and expenses been reflected for periods prior, performance would have been lower. Investors should consider, when deciding whether to purchase a particular class of shares, the investment amount, class restrictions, anticipated holding period and other relevant factors. <sup>2</sup>Portfolio composition is as of 6/30/18 and is subject to change at any time. <sup>3</sup>Performance figures may reflect reimbursements or fee waivers, without which the performance would have been lower. <sup>4</sup>Source: FactSet. The Dow Jones U.S. Select Dividend Index is defined as all dividend-paying companies in the Dow Jones U.S. Index, excluding REITs, that have a non-negative historical five-year dividend-per-share growth rate, a five-year average dividend coverage ratio of greater than or equal to 167%, paid dividends in each of the previous five years, non-negative trailing 12-month earnings-per-share (EPS), a float-adjusted market capitalization of at least US\$1 billion, and three-month average daily trading volume of 200,000 shares. Investors cannot invest directly in any index.

## ASSET ALLOCATION (%)<sup>1</sup>



## PORTFOLIO MANAGEMENT

The fund's investment adviser is BNY Mellon Fund Advisers, a division of The Dreyfus Corporation. John C. Bailer, Brian C. Ferguson and David S. Intoppa are the fund's primary portfolio managers. Mr. Bailer has held that position since December 2011, and Messrs. Ferguson and Intoppa have held that position since December 2015. Mr. Bailer is a chartered financial analyst, senior managing director and senior portfolio manager of the U.S. dividend-oriented High Dividend Income and Equity Income strategies of BNY Mellon Asset Management North America Corporation (the "firm"), an affiliate of The Dreyfus Corporation. Mr. Ferguson is a senior managing director and senior portfolio manager of U.S. Large Capitalization Value Equity strategies of the firm. Mr. Intoppa is a director and senior research analyst for the Dynamic Large Cap Value strategy at the firm. Messrs. Bailer, Ferguson and Intoppa also are employees of The Dreyfus Corporation and manage the fund in their capacity as employees of The Dreyfus Corporation. BNY Mellon Asset Management North America Corporation investment professionals manage Dreyfus-managed funds pursuant to a dual-employee arrangement, under Dreyfus' supervision, and apply their firm's proprietary investment process in managing the funds.

## TOP TEN HOLDINGS<sup>1</sup>

JPMorgan Chase & Co.	4.82%
US Bancorp	4.32%
BB&T	4.05%
Bank Of America	3.97%
Cisco Systems	3.85%
Verizon Communications	3.77%
Occidental Petroleum	3.56%
Merck & Co.	2.95%
Apple	2.92%
Kellogg	2.89%

The holdings listed should not be considered recommendations to buy or sell a security. Large concentrations can increase share price volatility.

## TOP SECTORS AND INDUSTRIES<sup>1</sup>

Financials	28.64%
Information Technology	12.24%
Energy	10.69%
Health Care	7.74%
Consumer Staples	7.36%
Telecommunication Services	6.47%
Industrials	6.45%
Materials	6.09%
Utilities	5.49%
Real Estate	4.48%
Consumer Discretionary	4.34%

Investors should consider the investment objectives, risks, charges and expenses of a mutual fund carefully before investing. To obtain a prospectus, or a summary prospectus, if available, that contains this and other information about a Dreyfus fund, contact your financial advisor or visit [dreyfus.com](http://dreyfus.com). Read the prospectus carefully before investing. Investors should discuss with their advisor the eligibility requirements for Class I shares, which are available only to certain eligible investors, and the historical results achieved by the fund's respective share classes.

The Dreyfus Corporation and MBSC Securities Corporation are affiliated with The Bank of New York Mellon Corporation.

<sup>1</sup>Portfolio composition is as of 6/30/18 and is subject to change at any time.

## Risks

Investing in **foreign denominated and/or domiciled securities** involves special risks, including changes in currency exchange rates, political, economic, and social instability, limited company information, differing auditing and legal standards, and less market liquidity. These risks generally are greater with emerging market countries. **Equities** are subject to market, market sector, market liquidity, issuer, and investment style risks, to varying degrees. There is no guarantee that dividend-paying companies will continue to pay, or increase, their dividend.

*The information being provided is general information about our firm and its products and services. It should not be construed as investment advice or a recommendation with respect to any product or service. Please consult a legal, tax or investment advisor in order to determine whether an investment product or service is appropriate for a particular situation.*