

BNY MELLON MUNICIPAL OPPORTUNITIES FUND – INVESTOR SHARES

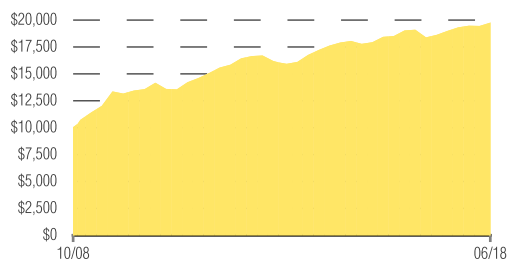


Morningstar Overall Rating™ among 261 Municipal National Intermediate funds as of 6/30/18. Ratings reflect risk-adjusted performance and are derived from a weighted average of the fund's 3-, 5- and 10- year (as applicable) ratings. As of 6/30/18, the fund received 5 stars each for the 3- and 5-year periods, among 261 and 233 funds in the Morningstar Municipal National Intermediate category.⁶ Past performance is no guarantee of future results.

June 30, 2018

GROWTH OF A \$10,000 INVESTMENT

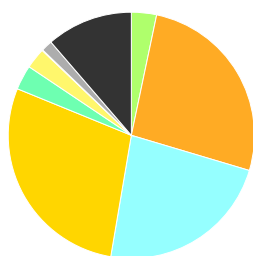
\$19,768



A hypothetical \$10,000 investment in the fund on 10/15/08 would have been worth \$19,768 on 6/30/18. Assumes reinvestment of dividends and capital gains.

CREDIT QUALITY BREAKDOWN^{1,2}

- AAA 3.3%
- AA 26.31%
- A 23.07%
- BBB 28.49%
- BB 3.23%
- B 2.71%
- CCC 0.09%
- D 1.47%
- Not Rated 11.33%

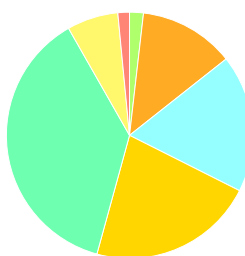


INDUSTRY ALLOCATION¹

Transportation	24.78%
Education	17.31%
Health Care	16.29%
Pre-Refunded Muni	8.27%
Special Tax	6.94%
Industry Revenue	5.09%
Lease Revenue	3.14%
City-Municipal General Obligations	2.68%
Utility-Electric Revenue	1.43%
State/Territory General Obligations	1.32%

ALLOCATION BY MATURITY¹

- < 1 Year 1.82%
- 1-3 Years 12.54%
- 3-5 Years 18.06%
- 5-7 Years 21.85%
- 7-10 Years 37.49%
- 10-20 Years 6.72%
- 20+ Years 1.52%



AVERAGE ANNUAL TOTAL RETURNS (6/30/18)

	YTD (As of 6/30/18)	1 yr	3 yr	5 yr	Incept.
BNY Mellon Municipal Opportunities Fund - Investor Shares	1.48%	4.07%	3.57%	4.07%	7.27%
Bloomberg Barclays U.S. Municipal Bond Index ⁵	-0.25%	1.56%	2.85%	3.53%	-

The performance data quoted represents past performance, which is no guarantee of future results. Share price and investment return fluctuate and an investor's shares may be worth more or less than original cost upon redemption. Current performance may be lower or higher than the performance quoted. Year-to-date performance is not annualized. Please go to www.bnymellon.com/bnymellonfunds for the fund's most recent month-end returns. Total Expense Ratio: Investor Shares 0.99%.

INVESTMENT STYLE CLASSIFICATION⁴



PORTFOLIO MANAGEMENT

John F. Flahive

INCEPTION DATE

10/15/08

TICKER

MOTIX

CUSIP

05569M483

ASSETS (FOR THE FUND)

\$1,227,541,086

HOLDINGS¹

351 (6/30/18)

DIVIDEND FREQUENCY

Monthly

AVERAGE MATURITY

17.03 Years (6/30/18)

DURATION³

4.03 Years (6/30/18)

MORNINGSTAR CATEGORY

Municipal National Intermediate

HISTORICAL PERFORMANCE

	Fund	Benchmark ⁵
2017	5.90%	5.45%
2016	-0.28%	0.25%
2015	2.97%	3.30%
2014	11.18%	9.05%
2013	-3.27%	-2.55%
2012	10.52%	6.78%
2011	10.77%	10.70%
2010	3.27%	2.38%
2009	22.74%	12.91%

BNY Mellon Municipal Opportunities Fund is closed to most new and existing investors. Please see the prospectus for more information.

¹ Portfolio composition is as of 6/30/18 and is subject to change at any time. Bond ratings reflect the rating entity's evaluation of the issuer's ability to pay interest and repay principal on the bond on a timely basis. Bonds rated BBB/Baa or higher are considered investment grade, while bonds rated BB/Ba or lower are considered speculative as to the timely payment of interest and principal.

² Credit ratings reflect only those assigned by S&P, Moody's, and/or Fitch. Split-rated bonds, if any, are reported in the higher rating category.

³ Duration is a measure of volatility expressed in years. The higher the number, the greater potential for volatility as interest rates change.

⁴ The "Investment Style Classification" graphically depicts the fund's investment strategy as described in its prospectus. The horizontal and vertical axes describe the fund's general credit quality and weighted average maturity, respectively. The graphic supports asset allocation decisions and does not depict actual fund holdings at a point in time.

⁵ Source: Morningstar. The Bloomberg Barclays U.S. Municipal Bond Index covers the U.S.-dollar-denominated long-term tax-exempt bond market. Investors cannot invest directly in any index.

⁶ Source: Morningstar. The ratings formula measures the amount of variation in a fund's performance and gives more emphasis to downward variations. The top 10% of the funds in the category receive five stars; the next 22.5% four stars; the next 35% three stars; the next 22.5% two stars; and the last 10% one star. Ratings reflect applicable sales loads.

Not FDIC-Insured. Not Bank-Guaranteed. May Lose Value.



BNY MELLON
WEALTH MANAGEMENT

BNY MELLON MUNICIPAL OPPORTUNITIES FUND – INVESTOR SHARES

Goal/Approach

The fund seeks to maximize total return consisting of high current income exempt from federal income tax and capital appreciation.

To pursue its goal, the fund normally invests at least 80% of its net assets, plus any borrowings for investment purposes, in U.S. dollar-denominated fixed income securities that provide income exempt from federal income tax (municipal bonds). While the fund typically invests in a diversified portfolio of municipal bonds, it may invest up to 20% of its assets in taxable fixed-income securities and other investments. The fund may not achieve its investment objective when investing in taxable bonds.

The fund invests at least 80% of its assets in fixed income securities that are rated investment grade (i.e. Baa/BBB or higher) or are the unrated equivalent as determined by the investment adviser. For additional yield, the fund may invest up to 20% of its assets in fixed-income securities that are rated below investment grade ("high yield" or "junk" bonds) or are the unrated equivalent as determined by the investment adviser.

The fund may invest in bonds of any maturity or duration and does not expect to target any specific range of maturity or

duration. The dollar-weighted average maturity of the fund's portfolio will vary from time to time depending on the portfolio manager's views on the direction of interest rates.

Although the fund normally invests at least 80% of its assets in municipal bonds, the income from which is exempt from federal income tax, the fund may invest up to 50% of its assets in municipal bonds, the income from which is subject to the federal alternative minimum tax.

The fund's portfolio manager seeks to deliver value added excess returns ("alpha") by applying an investment approach designed to identify and exploit relative value opportunities within the municipal bond market and other fixed-income markets. Although the fund seeks to be diversified by geography and sector, the fund may at times invest a significant portion of its assets in a particular state or region or in a particular sector due to market conditions.

Portfolio Management

The investment adviser for the fund is BNY Mellon Fund Advisers, a division of The Dreyfus Corporation.

John F. Flahive, CFA, serves as the fund's primary portfolio manager, a position he has held since the fund's inception in 2008. Mr. Flahive has been a portfolio manager at Dreyfus since November 1994. Mr. Flahive is also a senior vice president of The Bank of New York Mellon, which he joined in October 1994.

Certain Risks

The fund is generally subject to interest rate, call, credit, liquidity, foreign investment and market risks, to varying degrees, all of which are more fully described in the fund's prospectus.

High yield bonds are subject to increased credit risk and are considered speculative in terms of the issuers' perceived ability to continue making interest payments on a timely basis and to repay principal upon maturity.

The fund is subject to risks associated with investing in municipal bonds. Other factors include the general conditions of the municipal bond market, the size of the particular offering, the maturity of the obligation and the rating of the issue.

Please refer to the prospectus for a more complete discussion of the fund's main risks.

TAXABLE EQUIVALENT YIELD BASED ON THE FUND'S 30-DAY YIELD*

Federal Income Tax Rate	27.80%		32.00%		Combined Effective Federal Income Tax Rate ¹		
					35.80%	38.80%	40.80%
Joint Return	\$250,001 to \$315,000		N/A		\$315,001 to \$400,000	\$400,001 to \$600,000	Over \$600,001
Single Return	N/A	\$157,501 to \$200,000			N/A	\$200,001 to \$500,000	Over \$500,001

The fund's quoted 30-day yield is the equivalent of a taxable investment with a 30-day yield of:

2.33%	3.23%	3.43%	3.63%	3.81%	3.94%
-------	-------	-------	-------	-------	-------

The hypothetical examples provided above are not intended to predict or project investment performance or outcomes, and actual results will vary.

¹ The three highest federal income tax brackets shown above reflect the three highest current federal regular income tax rates (35.80%, 38.80% and 40.80%, respectively) in addition to the 3.8% Medicare income tax, as applicable under law. Please consult your tax advisor on any tax-related matters.

* Income is subject to state and local taxes, and some of the fund's income may be subject to the federal alternative minimum tax for certain investors. Capital gains, if any, are fully taxable. Yields quoted represent past performance, which is no guarantee of future results. Share price, yield and investment return fluctuate and an investor's shares may be worth more or less than original cost upon redemption. Please go to www.bnymellon.com/bnymellonfunds for the fund's most recent month-end returns and yields.

Investors should consider the investment objectives, risks, charges, and expenses of the fund carefully before investing. Contact your financial advisor to obtain a prospectus, or a summary prospectus, if available, that contains this and other information about the fund, and read it carefully before investing.

This material has been distributed for informational purposes only and should not be construed as investment advice or a recommendation of any particular investment, strategy, investment manager or account arrangement. Please consult a legal, tax or investment advisor in order to determine whether any investment product or service is appropriate for a particular situation.



BNY MELLON
WEALTH MANAGEMENT