

Dreyfus Global Equity Income Fund

Searching the globe for high-quality equity income

Jun 30
2018

Class I DQEX Class Y DEQYX ★★★★★

Morningstar Rating™ based on risk-adjusted returns as of 6/30/18 for the fund's Class Y shares; other classes may have different performance characteristics. Overall rating for the World Large Stock category. Fund ratings are out of 5 stars: Overall 3 stars Class I and 4 stars Class Y (721 funds rated); 3 Yrs. 4 stars Class I and Y (721 funds rated); 5 Yrs. 3 stars Class I (596 funds rated); 10 Yrs. 3 stars Class I (343 funds rated). Past performance is no guarantee of future results.*



CUSIP
Class I 261980577
Class Y 261980437

Assets for the Fund
\$421,158,005

Holdings²
47

Dividend Frequency
Quarterly

Morningstar Category
World Large Stock

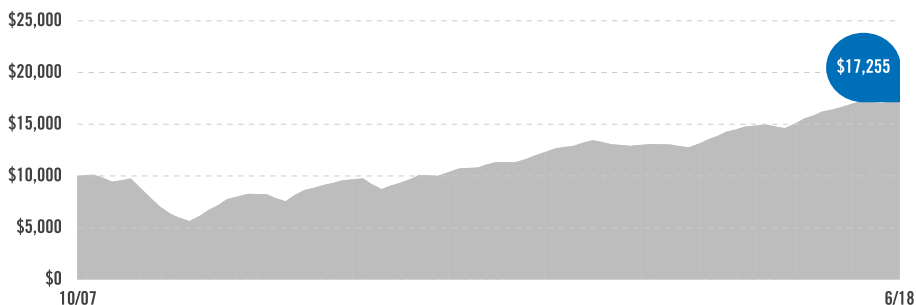
Lipper Category
Global Equity Income



Investment Adviser
The Dreyfus Corporation

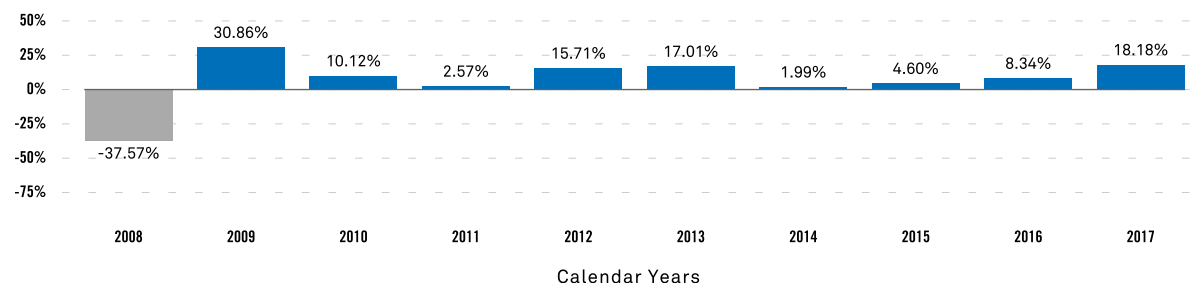
Growth of a \$10,000 Investment

A hypothetical \$10,000 investment in the fund's Class I shares on 10/18/07 would have been worth \$17,255 on 6/30/18.



Assumes reinvestment of dividends and capital gains. Performance for the fund's other share classes would vary.

HISTORICAL PERFORMANCE (CL.I @ NAV)³



AVERAGE ANNUAL TOTAL RETURNS (6/30/18)¹

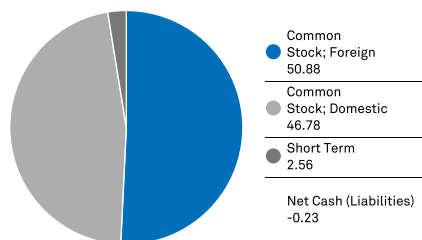
Share Class/Inception Date	YTD	3M	1YR	3YR	5YR	10YR
Class I (NAV) 10/18/07	-0.16%	1.21%	6.38%	9.78%	8.79%	5.86%
Class Y (NAV) 07/01/13	-0.12%	1.15%	6.42%	9.83%	8.15%	5.40%
FTSE World Index ⁴	-0.05%	0.86%	11.14%	8.94%	10.13%	6.59%

The performance data quoted represents past performance, which is no guarantee of future results. Share price and investment return fluctuate and an investor's shares may be worth more or less than original cost upon redemption. Current performance may be lower or higher than the performance quoted. For funds with less than 1 year's history, year-to-date and 3-month performance are not annualized. Go to dreyfus.com for the fund's most recent month-end returns. Total Expense Ratios: Class I 0.92%, Class Y 0.85%.

¹The total return performance figures for Class Y shares of the fund represent the performance of the fund's Class A shares for periods prior to 7/1/13, the inception date for Class Y shares, and the performance of Class Y from that inception date. Performance reflects the applicable class' distribution/servicing fees since the inception date. Investors should consider, when deciding whether to purchase a particular class of shares, the investment amount, class restrictions, anticipated holding period and other relevant factors. ²Portfolio composition is as of 6/30/18 and is subject to change at any time. ³Performance figures may reflect reimbursements or fee waivers, without which the performance would have been lower. ⁴Source: FactSet. Reflects reinvestment of net dividends and, where applicable, capital gain distributions. The FTSE World Index is a market capitalization-weighted index representing the performance of the large- and mid-cap stocks from the Developed and Advanced Emerging segments of the FTSE Global Equity Index Series. Investors cannot invest directly in any index.

"Newton" and/or the "Newton Investment Management" brand refers to the following group of affiliated companies: Newton Investment Management Limited, Newton Investment Management (North America) Limited (NIMNA Ltd) and Newton Investment Management (North America) LLC (NIMNA LLC). NIMNA LLC personnel are supervised persons of NIMNA Ltd and NIMNA LLC does not provide investment advice, all of which is conducted by NIMNA Ltd. NIMNA LLC and NIMNA Ltd are the only Newton companies to offer services in the U.S. Newton is a wholly owned subsidiary of The Bank of New York Mellon Corporation.

ASSET ALLOCATION (%)¹



TOP COUNTRY EXPOSURES¹

United States	47.85%
United Kingdom	19.62%
Switzerland	8.52%
France	5.31%
Netherlands	5.10%
India	2.96%
Norway	1.84%
Hong Kong	1.61%
Sweden	1.61%
Japan	1.58%

GOAL/APPROACH

The fund seeks total return (consisting of capital appreciation and income). To pursue its goal, the fund normally invests at least 80% of its net assets, plus any borrowings for investment purposes, in equity securities. The fund seeks to focus on dividend-paying stocks of companies located in the developed capital markets, such as the United States, Canada, Japan, Australia, Hong Kong and Western Europe.

PORTFOLIO MANAGEMENT

The investment adviser for the fund is The Dreyfus Corporation (Dreyfus). Dreyfus has engaged its affiliate, Newton Investment Management (North America) Limited ("Newton"), to serve as the fund's sub-investment adviser. Nick Clay is the fund's primary portfolio manager, position he has held since October 2012. Mr. Clay is an investment manager and member of the global equity team at Newton, which he joined in 2000.

TOP TEN HOLDINGS¹

Cisco Systems	5.37%
Informa	3.75%
CA	3.61%
Ralph Lauren	3.48%
Diageo	3.44%
Maxim Integrated Products	3.26%
PepsiCo	3.25%
Qualcomm	3.03%
Infosys, ADR	2.88%
BAE Systems	2.84%

The holdings listed should not be considered recommendations to buy or sell a security. Large concentrations can increase share price volatility.

TOP SECTORS/INDUSTRIES¹

Consumer Goods	27.10%
Technology	18.67%
Consumer Services	12.82%
Health Care	11.31%
Financials	11.03%
Utilities	6.03%
Industrials	5.57%
Oil & Gas	4.71%
Telecommunications	2.76%
Basic Materials	0.00%

Investors should consider the investment objectives, risks, charges and expenses of a mutual fund carefully before investing. To obtain a prospectus, or a summary prospectus, if available, that contains this and other information about a Dreyfus fund, contact your financial advisor or visit dreyfus.com. Read the prospectus carefully before investing. Investors should discuss with their advisor the eligibility requirements for Class I and Y shares, which are available only to certain eligible investors, and the historical results achieved by the fund's respective share classes.

The Dreyfus Corporation and MBSC Securities Corporation are affiliated with The Bank of New York Mellon Corporation.

*Source: Morningstar. The Morningstar Rating™ for funds, or "star rating," is calculated for managed products with at least a 3-year history. It is calculated based on a Morningstar Risk-Adjusted Return measure that accounts for variation in a managed product's monthly excess performance (not including the effects of sales charges, loads and redemption fees if applicable), placing more emphasis on downward variations and rewarding consistent performance. Managed products, including open-end mutual funds, closed-end funds and exchange-traded funds, are considered a single population for comparative purposes. The top 10% of products in each product category receive 5 stars, the next 22.5% receive 4 stars, the next 35% receive 3 stars, the next 22.5% receive 2 stars, and the bottom 10% receive 1 star. The Overall Morningstar Rating for a managed product is derived from a weighted average of the performance figures associated with its 3-, 5-, and 10-year (if applicable) Morningstar Rating metrics. ©2018 Morningstar, Inc. All rights reserved. The information contained herein: (1) is proprietary to Morningstar and/or its content providers; (2) may not be copied or distributed; and (3) is not warranted to be accurate, complete, or timely. Neither Morningstar nor its content providers are responsible for any damages or losses arising from any use of this information. Past performance is no guarantee of future results. The fund represents a single portfolio with multiple share classes that have different expense structures. Other share classes may have achieved different results.

** Dreyfus Global Equity Income Fund (Class I shares) is the winner of the 2018 Thomson Reuters Lipper Fund Award for "Best Fund for the 10-year period" based on risk-adjusted performance out of 56 funds in the Global Equity Income Funds Category for the period ended November 30, 2017. Award for U.S. Region only. Other share classes may have different performance characteristics. Class I shares are available only to certain eligible investors.

The Thomson Reuters Lipper Fund Awards, granted annually, highlight funds and fund companies that have excelled in delivering consistently strong risk-adjusted performance relative to their peers.

Thomson Reuters Lipper Awards, © 2018 Thomson Reuters. All rights reserved. Used by permission and protected by the Copyright Laws of the United States. The printing, copying, redistribution, or retransmission of this Content without express written permission is prohibited. The Lipper Fund Awards are based on the Lipper Leader for Consistent Return rating, which is a risk-adjusted performance measure calculated over 36, 60 and 120 months. The fund with the highest Lipper Leader for Consistent Return (Effective Return) value in each eligible classification wins the Lipper Fund Award. For more information, see lipperalpha.financial.thomsonreuters.com/lipper. Although Lipper makes reasonable efforts to ensure the accuracy and reliability of the data contained herein, the accuracy is not guaranteed by Lipper.

¹Portfolio composition is as of 6/30/18 and is subject to change at any time.

Risks The use of **derivatives** involves risks different from, or possibly greater than, the risks associated with investing directly in the underlying assets. Derivatives can be highly volatile, illiquid, and difficult to value and there is the risk that changes in the value of a derivative held by the portfolio will not correlate with the underlying instruments or the portfolio's other investments. **Equities** are subject to market, market sector, market liquidity, issuer, and investment style risks, to varying degrees. Investing in **foreign denominated and/or domiciled securities** involves special risks, including changes in currency exchange rates, political, economic, and social instability, limited company information, differing auditing and legal standards, and less market liquidity. These risks generally are greater with emerging market countries.

The information being provided is general information about our firm and its products and services. It should not be construed as investment advice or a recommendation with respect to any product or service. Please consult a legal, tax or investment advisor in order to determine whether an investment product or service is appropriate for a particular situation.