

Dreyfus Research Growth Fund, Inc.

Leveraging the power of analysts' conviction

Jun 30
2018

Class I DWOIX Class Y DRYQX

The power of capital allocation decisions may be best served in the hands of those deep within each sector and closest to key investment trends—the analysts. With Dreyfus Research Growth Fund, seasoned analysts make the investment decisions within their area of expertise and focus their analysis to stay ahead of changing sector and industry dynamics.

CUSIP
Class I 26203H409
Class Y 26203H508

Assets for the Fund
\$1,763,772,307

Holdings²
63

Dividend Frequency
Annually

Morningstar Category
Large Growth

Lipper Category
Large-Cap Growth

Investment Professionals

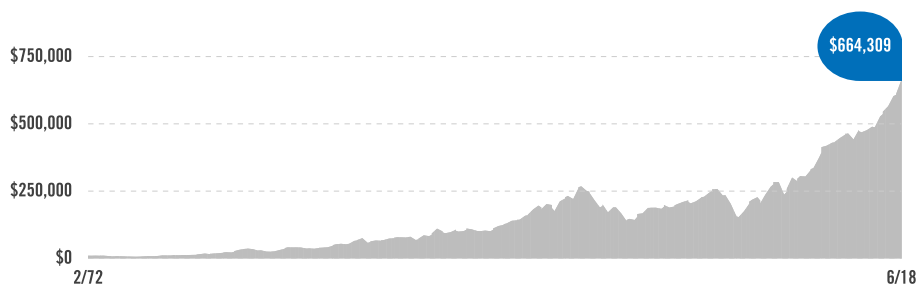
THE BOSTON COMPANY
ASSET MANAGEMENT
BNY MELLON AMNA

Investment Adviser
The Dreyfus Corporation

Effective on January 31, 2018, The Boston Company Asset Management LLC (TBCAM) and Standish Mellon Asset Management Company LLC (Standish) merged into Mellon Capital Management Corporation (Mellon Capital), which immediately changed its name to BNY Mellon Asset Management North America Corporation.

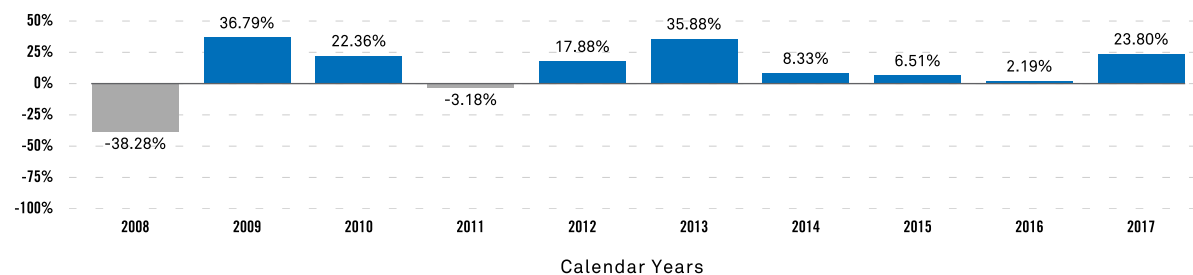
Growth of a \$10,000 Investment¹

A hypothetical \$10,000 investment in the fund's Class I shares on 2/4/72 would have been worth \$664,309 on 6/30/18.



Assumes reinvestment of dividends and capital gains. Performance for the fund's other share classes would vary.

HISTORICAL PERFORMANCE (CL.I @ NAV)^{1,3}



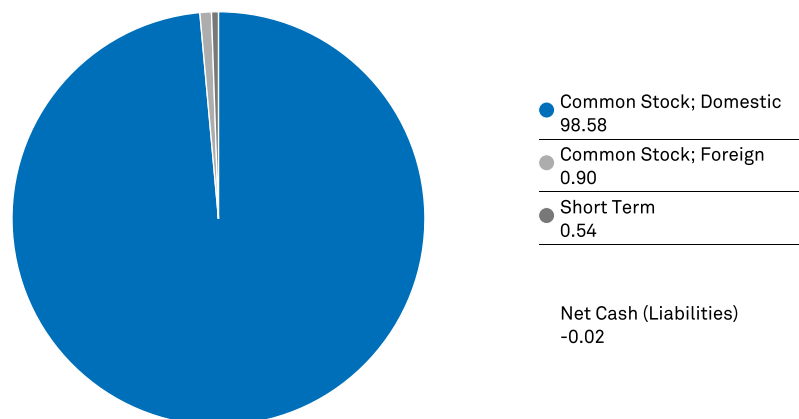
AVERAGE ANNUAL TOTAL RETURNS (6/30/18)¹

Share Class/Inception Date	YTD	3M	1YR	3YR	5YR	10YR
Class I (NAV) 09/30/08	10.11%	8.61%	21.91%	12.68%	14.63%	10.97%
Class Y (NAV) 07/01/13	10.13%	8.56%	21.90%	12.76%	14.48%	10.91%
Russell 1000 [®] Growth Index ⁴	7.25%	5.76%	22.51%	14.98%	16.36%	11.83%

The performance data quoted represents past performance, which is no guarantee of future results. Share price and investment return fluctuate and an investor's shares may be worth more or less than original cost upon redemption. Current performance may be lower or higher than the performance quoted. Funds with less than 1 year's history, year-to-date and 3 month performance are not annualized. Go to Dreyfus.com for the fund's most recent month-end returns. The net expense ratio(s) reflect a contractual expense reduction agreement through 06/30/2019. Total Expense Ratios: Class I 0.86%, Class Y 0.79%. Net Expense Ratios: Class I 0.78%, Class Y 0.78%.

¹The total return performance figures for Class I and Class Y shares of the fund represent the performance of the fund's Class Z shares for periods prior to 9/30/08 and 7/1/13, the inception dates for Class I and Class Y shares, respectively, and the performance of Class I and Class Y shares, respectively, from those inception dates. Performance reflects the applicable class' distribution/servicing fees since the inception date. Investors should consider, when deciding whether to purchase a particular class of shares, the investment amount, class restrictions, anticipated holding period and other relevant factors. ²Portfolio composition is as of 6/30/18 and is subject to change at any time. ³Performance figures may reflect reimbursements or fee waivers, without which the performance would have been lower. ⁴Source: FactSet. The Russell 1000 Growth Index measures the performance of the large-cap growth segment of the U.S. equity universe. It includes those Russell 1000 companies with higher growth earning potential as defined by Russell's leading style methodology. The Russell 1000 Growth Index is constructed to provide a comprehensive and unbiased barometer for the large-cap growth segment. The index is completely reconstituted annually to ensure new and growing equities are included and that the represented companies continue to reflect growth characteristics. Investors cannot invest directly in any index.

ASSET ALLOCATION (%)¹



GOAL/APPROACH

The fund seeks long-term capital growth consistent with the preservation of capital. Current income is a secondary goal. To pursue these goals, the fund normally invests at least 80% of its net assets, plus any borrowings for investment purposes, in common stocks. The fund may invest up to 25% of its assets in foreign securities. The fund's stock investments may include common stocks, preferred stocks and convertible securities.

PORTFOLIO MANAGEMENT

The fund's investment adviser is The Dreyfus Corporation (Dreyfus). Investment decisions for the fund are made by members of the core research team of BNY Mellon Asset Management North America Corporation, an affiliate of Dreyfus. The team members primarily responsible for managing the fund are Elizabeth Slover, David Sealy and Barry Mills. Ms. Slover has been a portfolio manager of the fund since June 2005. She is a managing director at BNY Mellon Asset Management North America Corporation, and is the director of BNY Mellon Asset Management North America Corporation's core research team. Messrs. Sealy and Mills have been portfolio managers of the fund since September 2008. They are analysts on the core research team of BNY Mellon Asset Management North America Corporation. Each primary portfolio manager is also an employee of Dreyfus. BNY Mellon Asset Management North America Corporation investment professionals manage Dreyfus-managed funds pursuant to a dual-employee arrangement, under Dreyfus' supervision, and apply their firm's proprietary investment process in managing the funds.

TOP TEN HOLDINGS¹

Apple	5.83%
Amazon.com	5.78%
Facebook	4.82%
Microsoft	4.75%
Alphabet	4.17%
UnitedHealth Group	2.97%
Home Depot	2.44%
Visa	2.37%
Broadcom	2.23%
NVIDIA	2.00%

The holdings listed should not be considered recommendations to buy or sell a security. Large concentrations can increase share price volatility.

TOP SECTORS AND INDUSTRIES¹

Information Technology	42.40%
Consumer Discretionary	16.16%
Health Care	15.99%
Industrials	12.00%
Consumer Staples	3.64%
Telecommunication Services	3.04%
Financials	2.90%
Materials	2.80%
Energy	1.07%
Real Estate	0.00%
Utilities	0.00%

Investors should consider the investment objectives, risks, charges and expenses of a mutual fund carefully before investing. To obtain a prospectus, or a summary prospectus, if available, that contains this and other information about a Dreyfus fund, contact your financial advisor or visit dreyfus.com. Read the prospectus carefully before investing. Investors should discuss with their advisor the eligibility requirements for Class I and Y shares, which are available only to certain eligible investors, and the historical results achieved by the fund's respective share classes.

The Dreyfus Corporation and MBSC Securities Corporation are affiliated with The Bank of New York Mellon Corporation.

¹Portfolio composition is as of 6/30/18 and is subject to change at any time.

Main Risks

Equities are subject to market, market sector, market liquidity, issuer, and investment style risks, to varying degrees. Investing in **foreign denominated and/or domiciled securities** involves special risks, including changes in currency exchange rates, political, economic, and social instability, limited company information, differing auditing and legal standards, and less market liquidity. These risks generally are greater with emerging market countries. A significant overweight or underweight of companies, industries, or market sectors could cause performance to be more or less sensitive to developments affecting those sectors. **Diversification** cannot assure a profit or protect against loss.

The information being provided is general information about our firm and its products and services. It should not be construed as investment advice or a recommendation with respect to any product or service. Please consult a legal, tax or investment advisor in order to determine whether an investment product or service is appropriate for a particular situation.