

# Dreyfus Growth and Income Fund, Inc.

Sep 30  
2018

Ticker DGRIX

*Goal/Approach*

The fund seeks long-term capital growth, current income and growth of income consistent with reasonable investment risk. To pursue these goals, the fund invests primarily in stocks of domestic and foreign issuers. The fund's stock investments may include common stocks, preferred stocks and convertible securities. The portfolio managers seek to create a broadly diversified portfolio for the fund that includes a blend of growth and dividend-paying stocks as well as other investments that provide income.

**Inception Date**

12/31/91

**CUSIP**

261942106

**Assets for the Fund**

\$968,507,959

**Holdings<sup>1</sup>**

134

**Dividend Frequency**

Quarterly

**Morningstar Category**

Large Growth

**Lipper Category**

Large-Cap Core

**Investment Professionals**

THE BOSTON COMPANY  
ASSET MANAGEMENT

The Boston Company Asset Management is a brand of BNY Mellon Asset Management North America Corporation

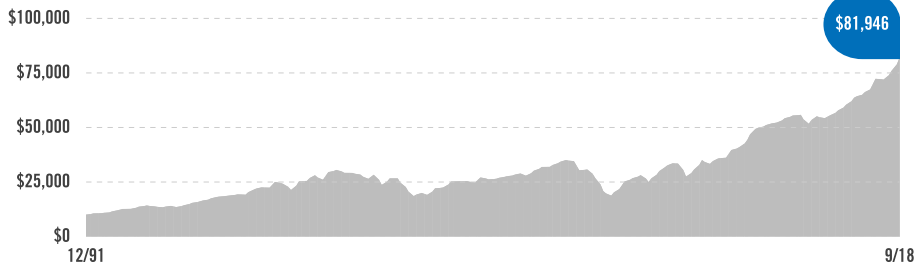
**Investment Adviser**

The Dreyfus Corporation

Effective on January 31, 2018, The Boston Company Asset Management LLC (TBCAM) and Standish Mellon Asset Management Company LLC (Standish) merged into Mellon Capital Management Corporation (Mellon Capital), which immediately changed its name to BNY Mellon Asset Management North America Corporation.

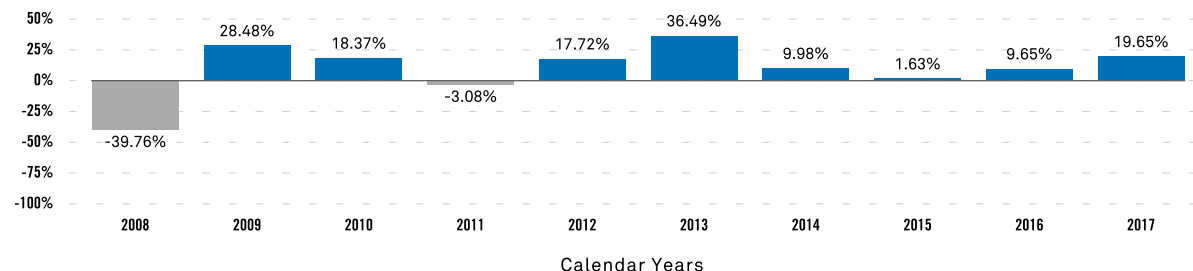
**Growth of a \$10,000 Investment**

A hypothetical \$10,000 investment in the fund on 12/31/91 would have been worth \$81,946 on 9/30/18.



Assumes reinvestment of dividends and capital gains.

**HISTORICAL PERFORMANCE<sup>2</sup>**



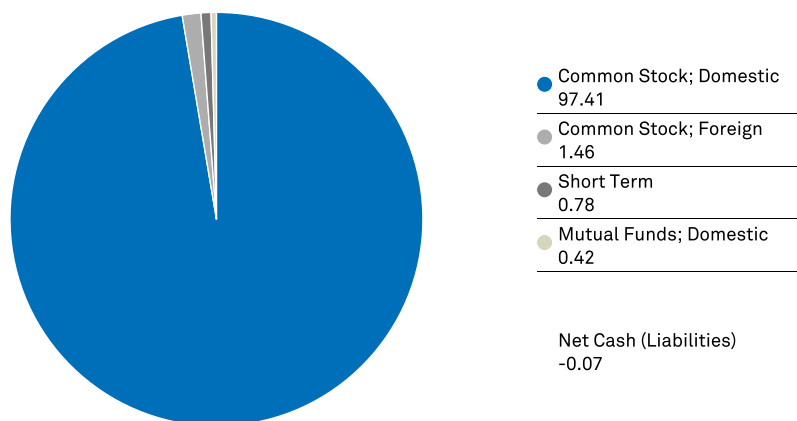
**AVERAGE ANNUAL TOTAL RETURNS (9/30/18)**

	YTD	3M	1YR	3YR	5YR	10YR
Dreyfus Growth and Income Fund, Inc.	13.33%	7.89%	21.52%	16.61%	13.07%	11.83%
S&P 500® Index <sup>3</sup>	10.56%	7.71%	17.91%	17.31%	13.95%	11.97%

The performance data quoted represents past performance, which is no guarantee of future results. Share price and investment return fluctuate and an investor's shares may be worth more or less than original cost upon redemption. Current performance may be lower or higher than the performance quoted. For funds with less than 1 year's history, year-to-date and 3-month performance are not annualized. Go to [dreyfus.com](http://dreyfus.com) for the fund's most recent month-end returns. Total Expense Ratio: 0.90%.

<sup>1</sup>Portfolio composition is as of 9/30/18 and is subject to change at any time. <sup>2</sup>Performance figures may reflect reimbursements or fee waivers, without which the performance would have been lower. <sup>3</sup>Source: FactSet. The S&P 500 Index is widely regarded as the best single gauge of large-cap U.S. equities. The index includes 500 leading companies and captures approximately 80% coverage of available market capitalization. Investors cannot invest directly in any index.

## ASSET ALLOCATION (%)<sup>1</sup>



## PORTFOLIO MANAGEMENT

The fund's investment adviser is The Dreyfus Corporation (Dreyfus). Elizabeth Slover, John C. Bailer, Leigh N. Todd and David S. Intoppa are the fund's primary portfolio managers. Ms. Slover and Mr. Bailer have been primary portfolio managers of the fund since January 2009 and September 2008, respectively. Ms. Todd and Mr. Intoppa have been primary portfolio managers since December 2015. Ms. Slover is a senior managing director at BNY Mellon Asset Management North America Corporation (the "firm"), an affiliate of Dreyfus, and is the director of the firm's global research team. Mr. Bailer is a senior portfolio manager of U.S. dividend-oriented and large-cap strategies at the firm. Ms. Todd is a managing director and senior research analyst at the firm. Mr. Intoppa is a senior research analyst on the firm's Dynamic Large Cap Value strategy. Ms. Slover and Todd, and Messrs. Bailer and Intoppa, also are employees of Dreyfus. BNY Mellon Asset Management North America Corporation investment professionals manage Dreyfus-managed funds pursuant to a dual-employee arrangement, under Dreyfus' supervision, and apply their firm's proprietary investment process in managing the funds.

## TOP TEN HOLDINGS<sup>1</sup>

Amazon.com	4.04%
Apple	3.81%
Verizon Communications	2.61%
Alphabet	2.60%
Microsoft	2.49%
UnitedHealth Group	2.24%
Berkshire Hathaway	2.23%
JPMorgan Chase & Co.	2.17%
Facebook	2.11%
International Business Machines	1.90%

The holdings listed should not be considered recommendations to buy or sell a security. Large concentrations can increase share price volatility.

## TOP SECTORS AND INDUSTRIES<sup>1</sup>

Information Technology	22.39%
Financials	14.60%
Health Care	14.18%
Communication Services	11.33%
Industrials	10.41%
Consumer Discretionary	8.93%
Energy	6.96%
Materials	4.94%
Consumer Staples	4.21%
Utilities	1.24%
Real Estate	0.82%

Investors should consider the investment objectives, risks, charges and expenses of a mutual fund carefully before investing. To obtain a prospectus, or a summary prospectus, if available, that contains this and other information about a Dreyfus fund, contact your financial advisor or visit [dreyfus.com](http://dreyfus.com). Read the prospectus carefully before investing.

The Dreyfus Corporation and MBSC Securities Corporation are affiliated with The Bank of New York Mellon Corporation.

<sup>1</sup>Portfolio composition is as of 9/30/18 and is subject to change at any time.

### Risks

Equities are subject to market, market sector, market liquidity, issuer, and investment style risks, to varying degrees. Investing in **foreign denominated and/or domiciled securities** involves special risks, including changes in currency exchange rates, political, economic, and social instability, limited company information, differing auditing and legal standards, and less market liquidity. These risks generally are greater with emerging market countries. There is no guarantee that **dividend-paying companies** will continue to pay, or increase, their dividend.

*The information being provided is general information about our firm and its products and services. It should not be construed as investment advice or a recommendation with respect to any product or service. Please consult a legal, tax or investment advisor in order to determine whether an investment product or service is appropriate for a particular situation.*