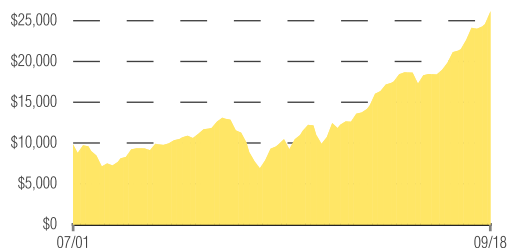


BNY MELLON LARGE CAP STOCK FUND – INVESTOR SHARES

September 30, 2018

GROWTH OF A \$10,000 INVESTMENT

\$26,096



A hypothetical \$10,000 investment in the fund on 7/11/01 would have been worth \$26,096 on 9/30/18. Assumes reinvestment of dividends and capital gains.

INDUSTRY ALLOCATION¹

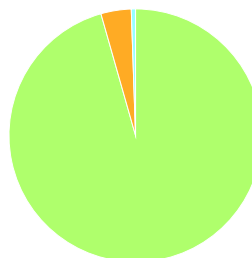
Technology Hardware & Equipment	18.58%
Consumer Staples	18.02%
Finance	15.45%
Telecommunication Services	13.03%
Industrial	8.98%
Energy	7.89%
Consumer Discretionary	5.38%
Utilities	2.99%
Retailing	2.04%
Materials	1.78%

TOP TEN HOLDINGS¹

Apple	5.00%
Amazon.com	3.31%
Microsoft	2.54%
JPMorgan Chase & Co.	2.35%
Facebook, Cl. A	2.22%
Johnson & Johnson	2.21%
Bank of America	1.93%
Alphabet, Cl. C	1.89%
Pfizer	1.88%
Alphabet, Cl. A	1.84%

ASSET ALLOCATION¹

Common Stock; Domestic	95.62%
Common Stock; Foreign	3.87%
Short Term	0.54%



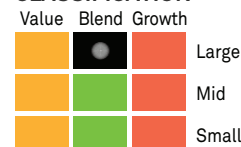
Net Cash -0.04%

AVERAGE ANNUAL TOTAL RETURNS (9/30/18)

	YTD (As of 9/30/18)	1 yr	3 yr	5 yr	10 yr
BNY Mellon Large Cap Stock Fund - Investor Shares	8.12%	15.26%	14.73%	12.30%	10.02%
S&P 500® Index ³	10.56%	17.91%	17.31%	13.95%	11.97%

The performance data quoted represents past performance, which is no guarantee of future results. Share price and investment return fluctuate and an investor's shares may be worth more or less than original cost upon redemption. Current performance may be lower or higher than the performance quoted. Year-to-date performance is not annualized. Please go to www.bnymellon.com/bnymellonfunds for the fund's most recent month-end returns. Total Expense Ratio: Investor Shares 1.09%.

INVESTMENT STYLE CLASSIFICATION²



PORTFOLIO MANAGEMENT

C. Wesley Boggs, William S. Cazalet, Peter D. Goslin and Syed A. Zamil

INCEPTION DATE

7/11/01

TICKER

MILCX

CUSIP

05569M202

ASSETS (FOR THE FUND)

\$277,621,692

HOLDINGS

111 (9/30/18)

DISTRIBUTION SCHEDULE

Monthly

MORNINGSTAR CATEGORY

Large Blend

HISTORICAL PERFORMANCE

	Fund	Benchmark ³
2017	21.66%	21.83%
2016	8.37%	11.96%
2015	-0.68%	1.38%
2014	14.93%	13.69%
2013	27.15%	32.39%
2012	17.54%	16.00%
2011	-6.67%	2.11%
2010	16.83%	15.06%
2009	26.88%	26.46%
2008	-39.67%	-37.00%

¹ Portfolio composition is as of 9/30/18 and is subject to change at any time.

² The "Investment Style Classification" graphically depicts the fund's investment strategy as described in its prospectus. The horizontal and vertical axes describe the fund's investment style and market capitalization range for stocks in the fund's portfolio, respectively. The graphic supports asset allocation decisions and does not depict actual fund holdings at a point in time.

³ Source: Morningstar. Reflects reinvestment of dividends and, where applicable, capital gain distributions. The Standard & Poor's 500® (S&P 500) Composite Stock Price Index is a widely accepted, unmanaged index of U.S. stock market performance.

Not FDIC-Insured. Not Bank-Guaranteed. May Lose Value.



BNY MELLON
WEALTH MANAGEMENT

BNY MELLON LARGE CAP STOCK FUND – INVESTOR SHARES

Goal/Approach

The fund seeks capital appreciation.

The fund pursues its goal by normally investing 80% of its net assets, plus any borrowings for investment purposes, in stocks of large capitalization companies with market capitalization of \$5 billion or more at the time of purchase. The portfolio managers apply a systematic, quantitative investment approach designed to identify and exploit relative misvaluations primarily within large-cap stocks in the U.S. stock market. The fund also may invest in foreign stocks.

The portfolio managers use a proprietary valuation model that identifies and ranks stocks (Composite Alpha Ranking or CAR) based on: long-term relative valuation, earnings sustainability and a set of behavioral factors. The portfolio managers construct the fund's portfolio through a systematic structured approach, focusing on stock selection as opposed to making proactive decisions as to industry or sector exposure. Within each sector and style subset, the fund overweights the most attractive stocks and underweights or zero weights the stocks that have been ranked least attractive.

The portfolio managers monitor the holdings in the fund's portfolio, and

consider selling a security if the company's relative attractiveness deteriorates or if valuation becomes excessive. The portfolio managers also may sell a security if an event occurs that contradicts the portfolio managers' rationale for owning it, such as deterioration in the company's fundamentals. In addition, the portfolio managers may sell a security if better investment opportunities emerge elsewhere. These sell decisions are based on the portfolio managers' adherence to the underlying models. The fund generally attempts to have a neutral exposure to sectors, industries and capitalizations relative to the S&P 500.

Portfolio Management

The investment adviser for the fund is BNY Mellon Fund Advisers, a division of The Dreyfus Corporation.

C. Wesley Boggs, William S. Cazalet, CAIA, Peter D. Goslin, CFA, and Syed A. Zamil, CFA are the fund's primary portfolio managers. Mr. Cazalet has held that position since December 2014. Messrs. Boggs and Goslin have held that position since July 2015. Mr. Zamil has held that position since March 2017. Mr. Boggs is a director and senior portfolio manager at BNY Mellon Asset Management North America Corporation (BNY Mellon AMNA), an affiliate of The Dreyfus Corporation. Mr. Cazalet is a

managing director and head of multi-factor equity strategies at BNY Mellon AMNA. Mr. Goslin is a director and senior portfolio manager at BNY Mellon AMNA. Mr. Zamil is a managing director and global investment strategist at BNY Mellon AMNA. Messrs. Boggs, Cazalet, Goslin and Zamil also are employees of The Dreyfus Corporation and manage the fund in their capacity as employees of The Dreyfus Corporation.

Certain Risks

Equity funds are subject generally to market sector risk, foreign investment risk, foreign currency risk, derivatives risk, leverage risk, liquidity risk, IPO risk and short-term trading risk, among other factors, to varying degrees, all of which are more fully described in the fund's prospectus.

To the extent the fund invests in large capitalization stocks, the fund may underperform funds that invest primarily in the stocks of lower quality, smaller capitalization companies during periods when the stocks of such companies are in favor.

Please refer to the prospectus for a more complete discussion of the fund's main risks.

Investors should consider the investment objectives, risks, charges, and expenses of the fund carefully before investing. Contact your financial advisor to obtain a prospectus, or a summary prospectus, if available, that contains this and other information about the fund, and read it carefully before investing.

This material has been distributed for informational purposes only and should not be construed as investment advice or a recommendation of any particular investment, strategy, investment manager or account arrangement. Please consult a legal, tax or investment advisor in order to determine whether any investment product or service is appropriate for a particular situation.



BNY MELLON
WEALTH MANAGEMENT