

# Dreyfus New York Tax Exempt Bond Fund, Inc.

Seeks high current tax-free income and competitive total returns

Sep 30  
2018

Ticker DRNYX ★★★★★

Morningstar Rating™ based on risk-adjusted returns as of 9/30/18. Overall rating for the Municipal New York Intermediate category. Fund ratings are out of 5 stars: Overall 4 stars (47 funds rated); 3 Yrs. 4 stars (47 funds rated); 5 Yrs. 4 stars (46 funds rated); 10 Yrs. 4 stars (36 funds rated). Past performance is no guarantee of future results.\*

**Inception Date**  
7/26/83

**CUSIP**  
261900104

**Assets for the Fund**  
\$1,052,984,871

**Holdings<sup>1</sup>**  
173

**Dividend Frequency**  
Monthly

**Morningstar Category**  
Municipal New York  
Intermediate

**Avg. Effective Maturity<sup>1</sup>**  
17.52 Years

**Avg. Effective Duration<sup>1,2</sup>**  
5.03 Years

**30-Day Yield (as of 09/30/18)**  
2.32%

**Investment Professionals**



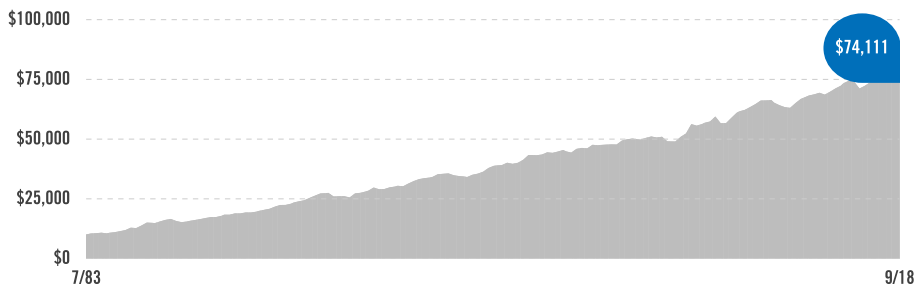
Standish is a brand of BNY Mellon Asset Management North America Corporation

**Investment Adviser**  
The Dreyfus Corporation

Effective on January 31, 2018, The Boston Company Asset Management LLC (TBCAM) and Standish Mellon Asset Management Company LLC (Standish) merged into Mellon Capital Management Corporation (Mellon Capital), which immediately changed its name to BNY Mellon Asset Management North America Corporation.

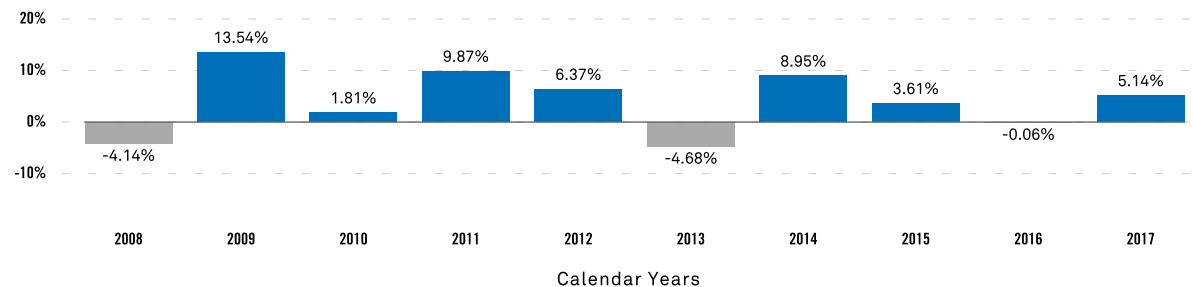
## Growth of a \$10,000 Investment

A hypothetical \$10,000 investment in the fund on 7/26/83 would have been worth \$74,111 on 9/30/18.



Assumes reinvestment of dividends and capital gains.

## HISTORICAL PERFORMANCE



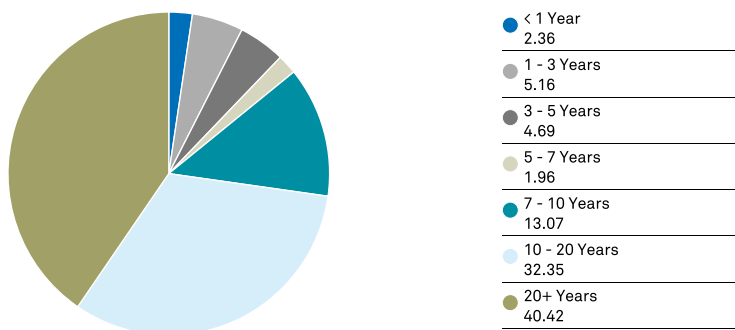
## AVERAGE ANNUAL TOTAL RETURNS (9/30/18)

	YTD	3M	1YR	3YR	5YR	10YR
Dreyfus New York Tax Exempt Bond Fund, Inc.	-0.96%	-0.57%	-0.52%	1.99%	3.18%	4.21%
Bloomberg Barclays U.S. Municipal Bond Index <sup>3</sup>	-0.40%	-0.15%	0.35%	2.24%	3.54%	4.75%

The performance data quoted represents past performance, which is no guarantee of future results. Share price and investment return fluctuate and an investor's shares may be worth more or less than original cost upon redemption. Current performance may be lower or higher than the performance quoted. For funds with less than 1 year's history, year-to-date and 3-month performance are not annualized. Go to [dreyfus.com](http://dreyfus.com) for the fund's most recent month-end returns. Total Expense Ratio: 0.74%.

<sup>1</sup>Portfolio composition is as of 9/30/18 and is subject to change at any time. <sup>2</sup>Duration is a measure of volatility expressed in years. The higher the number, the greater the potential for volatility as interest rates change. <sup>3</sup>Source: FactSet, Inc. The Bloomberg Barclays U.S. Municipal Bond Index covers the USD-denominated long-term tax-exempt bond market. Investors cannot invest directly in any index. Tax advantaged investments typically are not suitable for qualified plans, such as 401(k)s.

## ALLOCATION BY MATURITY (%)<sup>1</sup>



## GOAL/APPROACH

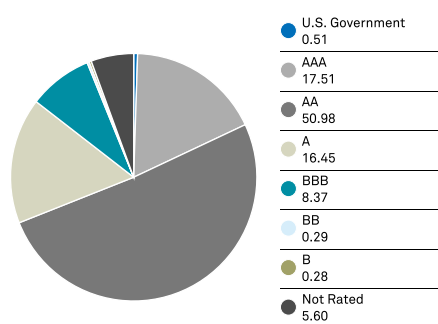
The fund seeks as high a level of current income exempt from federal, New York state and New York city income taxes as is consistent with the preservation of capital.

To pursue its goal, the fund normally invests at least 80% of its net assets, plus any borrowings for investment purposes, in municipal bonds that provide income exempt from federal, New York state and New York city income taxes. Municipal bonds are debt securities or other obligations issued by states, territories and possessions of the United States and the District of Columbia and their political subdivisions, agencies and instrumentalities, or multistate agencies and authorities, and certain other specified securities.

## PORTFOLIO MANAGEMENT

The fund's investment adviser is The Dreyfus Corporation (Dreyfus). Thomas Casey and Daniel Rabasco are the fund's primary portfolio managers, positions they have held since December 2009 and July 2014, respectively. Mr. Casey is a senior portfolio manager for tax-sensitive strategies at BNY Mellon Asset Management North America Corporation, an affiliate of Dreyfus. Mr. Rabasco is the Chief Investment Officer for tax sensitive fixed income at BNY Mellon Asset Management North America Corporation. Messrs. Casey and Rabasco are also employees of Dreyfus. BNY Mellon Asset Management North America Corporation investment professionals manage Dreyfus-managed funds pursuant to a dual-employee arrangement, under Dreyfus' supervision, and apply their firm's proprietary investment process in managing the funds.

## CREDIT QUALITY BREAKDOWN (%)<sup>1,2,3</sup>



## TOP SECTOR ALLOCATION<sup>1</sup>

Transportation	24.81%
Education	14.01%
Special Tax	13.04%
Utility-Water & Sewer	12.54%
State/Territory General Obligations	10.23%
Health Care	6.15%
Pre-Refunded Muni	5.81%
Utility-Electric Revenue	4.73%
Industry Revenue	2.99%
Housing	1.02%

Investors should consider the investment objectives, risks, charges and expenses of a mutual fund carefully before investing. To obtain a prospectus, or a summary prospectus, if available, that contains this and other information about a Dreyfus fund, contact your financial advisor or visit [dreyfus.com](http://dreyfus.com). Read the prospectus carefully before investing.

The Dreyfus Corporation and MBSC Securities Corporation are affiliated with The Bank of New York Mellon Corporation.

\*Source: Morningstar. The Morningstar Rating™ for funds, or "star rating," is calculated for managed products with at least a 3-year history. It is calculated based on a Morningstar Risk-Adjusted Return measure that accounts for variation in a managed product's monthly excess performance (not including the effects of sales charges, loads and redemption fees if applicable), placing more emphasis on downward variations and rewarding consistent performance. Managed products, including open-end mutual funds, closed-end funds and exchange-traded funds, are considered a single population for comparative purposes. The top 10% of products in each product category receive 5 stars, the next 22.5% receive 4 stars, the next 35% receive 3 stars, the next 22.5% receive 2 stars, and the bottom 10% receive 1 star. The Overall Morningstar Rating for a managed product is derived from a weighted average of the performance figures associated with its 3-, 5-, and 10-year (if applicable) Morningstar Rating metrics. ©2018 Morningstar, Inc. All rights reserved. The information contained herein: (1) is proprietary to Morningstar and/or its content providers; (2) may not be copied or distributed; and (3) is not warranted to be accurate, complete, or timely. Neither Morningstar nor its content providers are responsible for any damages or losses arising from any use of this information. Past performance is no guarantee of future results.

<sup>1</sup>Portfolio composition is as of 9/30/18 and is subject to change at any time. <sup>2</sup>Bond ratings reflect the rating entity's evaluation of the issuer's ability to pay interest and repay principal on the bond on a timely basis. Bonds rated BBB/Baa or higher are considered investment grade, while bonds rated BB/Ba or lower are considered speculative as to the timely payment of interest and principal. <sup>3</sup>Credit ratings reflect only those assigned by S&P, Moody's, and/or Fitch. Split-rated bonds, if any, are reported in the higher rating category.

## Risks

**Bonds** are subject to interest-rate, credit, liquidity, call and market risks, to varying degrees. Generally, all other factors being equal, bond prices are inversely related to interest-rate changes and rate increases can cause price declines. **High yield bonds** involve increased credit and liquidity risk than higher-rated bonds and are considered speculative in terms of the issuer's ability to pay interest and repay principal on a timely basis. **Municipal income** may be subject to state and local taxes for out-of-state residents. Some income may be subject to the federal alternative minimum tax for certain investors. Capital gains, if any, are taxable.

*The information being provided is general information about our firm and its products and services. It should not be construed as investment advice or a recommendation with respect to any product or service. Please consult a legal, tax or investment advisor in order to determine whether an investment product or service is appropriate for a particular situation.*