

# Dreyfus/The Boston Company Small Cap Value Fund

Sep 30  
2018

Class A RUDAX    Class C BOSCX    Class I STSVX

**Goal/Approach**

The fund seeks long-term growth of capital. The fund invests, under normal circumstances, at least 80% of its net assets in equity securities of small-cap U.S. companies. The fund currently considers small-cap companies to be those with total market capitalizations, at the time of purchase, that are equal to or less than the total market capitalization of the largest company included in the Russell 2000 Value Index.

**CUSIP**  
**Class A**      26203F 304  
**Class C**      26203F 403  
**Class I**      26203E851

**Assets for the Fund**  
 \$250,947,698

**Holdings<sup>2</sup>**  
 150

**Dividend Frequency**  
 Annually

**Morningstar Category**  
 Small Blend

**Lipper Category**  
 Small-Cap Core

**Investment Professionals**



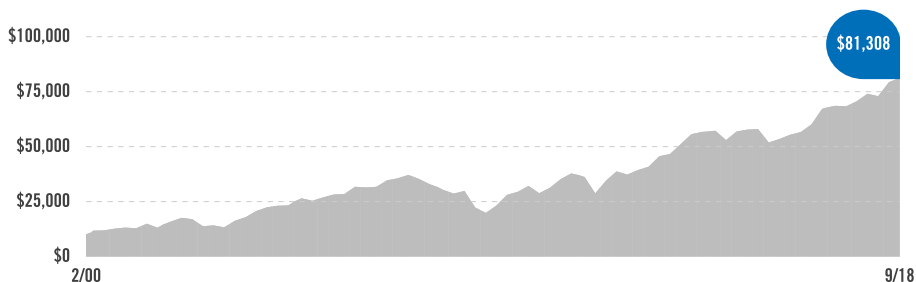
The Boston Company Asset Management is a brand of BNY Mellon Asset Management North America Corporation

**Investment Adviser**  
 The Dreyfus Corporation

Effective on January 31, 2018, The Boston Company Asset Management LLC (TBCAM) and Standish Mellon Asset Management Company LLC (Standish) merged into Mellon Capital Management Corporation (Mellon Capital), which immediately changed its name to BNY Mellon Asset Management North America Corporation.

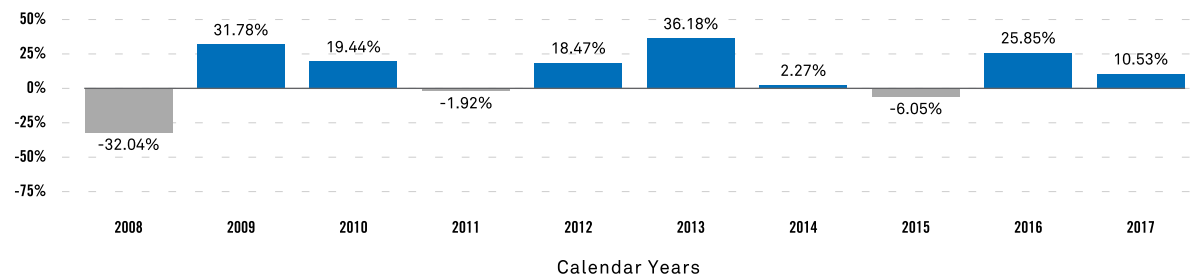
**Growth of a \$10,000 Investment<sup>1</sup>**

A hypothetical \$10,000 investment in the fund's Class A shares on 2/1/00 would have been worth \$81,308 on 9/30/18.



This does not reflect the 5.75% maximum front-end sales load applicable to Class A shares which, if reflected, would have lowered performance. Assumes reinvestment of dividends and capital gains. Performance for the fund's other share classes would vary.

**HISTORICAL PERFORMANCE (CL.I @ NAV)<sup>1,3</sup>**



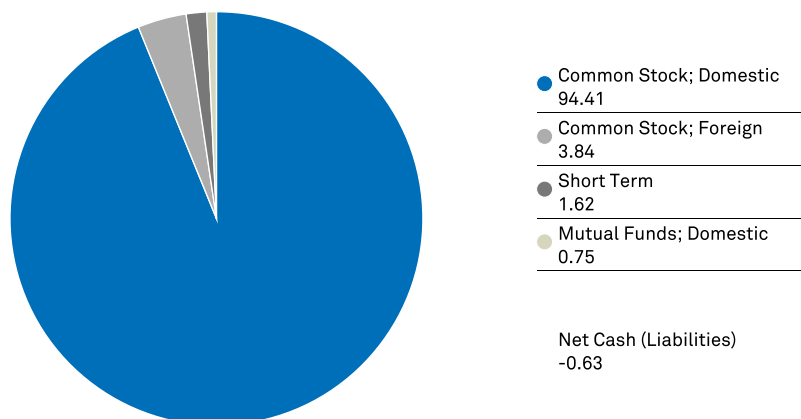
**AVERAGE ANNUAL TOTAL RETURNS (9/30/18)<sup>1</sup>**

Share Class/Inception Date	YTD	3M	1YR	3YR	5YR	10YR
Class A (NAV) 08/01/16	9.82%	2.60%	15.08%	16.17%	9.73%	10.54%
Class A (5.75% max. load)	3.51%	-3.32%	8.44%	13.89%	8.44%	9.89%
Class C (NAV) 08/01/16	9.16%	2.38%	14.11%	15.43%	9.32%	10.33%
Class C (1.00% max. CDSC)	8.16%	1.38%	13.14%	15.43%	9.32%	10.33%
Class I (NAV) 02/01/00	10.10%	2.67%	15.43%	16.43%	9.88%	10.62%
Russell 2000® Value Index <sup>4</sup>	7.14%	1.60%	9.33%	16.12%	9.91%	9.52%

The performance data quoted represents past performance, which is no guarantee of future results. Share price and investment return fluctuate and an investor's shares may be worth more or less than original cost upon redemption. Current performance may be lower or higher than the performance quoted. For funds with less than 1 year's history, year-to-date and 3-month performance are not annualized. Go to [dreyfus.com](http://dreyfus.com) for the fund's most recent month-end returns. Total Expense Ratios: Class A 1.37%, Class C 2.30%, Class I 1.03%.

<sup>1</sup>The total return performance figures presented for Class A and C shares of the fund represent the performance of the fund's Class I shares for periods prior to 8/1/16, the inception date for Class A and Class C shares, and the performance of Class A and Class C, respectively, from that inception date. Performance reflects the applicable class' distribution/servicing fees since the inception date. Investors should consider, when deciding whether to purchase a particular class of shares, the investment amount, class restrictions, anticipated holding period and other relevant factors. <sup>2</sup>Portfolio composition is as of 9/30/18 and is subject to change at any time. <sup>3</sup>Performance figures may reflect reimbursements or fee waivers, without which the performance would have been lower. <sup>4</sup>Source: FactSet. The Russell 2000 Value Index measures the performance of the small-cap value segment of the U.S. equity universe. It includes those Russell 2000 companies that are considered more value-oriented relative to the overall market as defined by Russell's leading style methodology. The Russell 2000 Value Index is constructed to provide a comprehensive and unbiased barometer for the small-cap value segment. The index is completely reconstituted annually to ensure larger stocks do not distort the performance and characteristics of the true small-cap opportunity set and that the represented companies continue to reflect value characteristics. Investors cannot invest directly in any index.

## ASSET ALLOCATION (%)<sup>1</sup>



## PORTFOLIO MANAGEMENT

The fund's investment adviser is The Dreyfus Corporation (Dreyfus). Joseph M. Corrado, CFA, Stephanie K. Brandaleone, CFA, and Jonathan J. Piskowski, CFA, are the fund's primary portfolio managers, positions they have held since February 2000, February 2000 and October 2014, respectively. Messrs. Corrado and Piskowski and Ms. Brandaleone are employees of Dreyfus and BNY Mellon Asset Management North America Corporation, an affiliate of Dreyfus. Messrs. Corrado and Piskowski and Ms. Brandaleone are members of BNY Mellon Asset Management North America Corporation equity investment team. Mr. Corrado is a senior managing director and lead portfolio manager for the BNY Mellon Asset Management North America Corporation U.S. small-cap value and U.S. small/mid-cap value strategies. Ms. Brandaleone is a director, portfolio manager and investment research analyst for the BNY Mellon Asset Management North America Corporation U.S. small-cap value and U.S. small/mid-cap value strategies. Mr. Piskowski is a director and portfolio manager for the BNY Mellon Asset Management North America Corporation U.S. small-cap core strategy and investment research analyst for the BNY Mellon Asset Management North America Corporation U.S. small-cap value and U.S. small/mid-cap value strategies. BNY Mellon Asset Management North America Corporation investment professionals manage Dreyfus-managed funds pursuant to a dual-employee arrangement, under Dreyfus' supervision, and apply their firm's proprietary investment process in managing the funds.

## TOP TEN HOLDINGS<sup>1</sup>

Webster Financial	1.87%
Ciena	1.75%
EnerSys	1.73%
Cambrex	1.53%
Cheesecake Factory	1.41%
Southwest Gas Holdings	1.29%
South State	1.27%
Fabrinet	1.19%
Dick's Sporting Goods	1.16%
Associated Banc-Corporate	1.15%

The holdings listed should not be considered recommendations to buy or sell a security. Large concentrations can increase share price volatility.

## TOP SECTORS AND INDUSTRIES<sup>1</sup>

Financials	21.05%
Industrials	16.82%
Information Technology	12.76%
Consumer Discretionary	11.09%
Health Care	8.07%
Real Estate	7.87%
Energy	6.49%
Consumer Staples	4.29%
Materials	3.94%
Utilities	3.93%
Communication Services	3.67%

Investors should consider the investment objectives, risks, charges and expenses of a mutual fund carefully before investing. To obtain a prospectus, or a summary prospectus, if available, that contains this and other information about a Dreyfus fund, contact your financial advisor or visit [dreyfus.com](http://dreyfus.com). Read the prospectus carefully before investing. Investors should discuss with their advisor the eligibility requirements for Class I shares, which are available only to certain eligible investors, and the historical results achieved by the fund's respective share classes.

The Dreyfus Corporation and MBSC Securities Corporation are affiliated with The Bank of New York Mellon Corporation.

<sup>1</sup>Portfolio composition is as of 9/30/18 and is subject to change at any time.

## Risks

**Equities** are subject to market, market sector, market liquidity, issuer, and investment style risks, to varying degrees. **Small and mid-sized company stocks** tend to be more volatile and less liquid than larger company stocks as these companies are less established and have more volatile earnings histories.

*The information being provided is general information about our firm and its products and services. It should not be construed as investment advice or a recommendation with respect to any product or service. Please consult a legal, tax or investment advisor in order to determine whether an investment product or service is appropriate for a particular situation.*