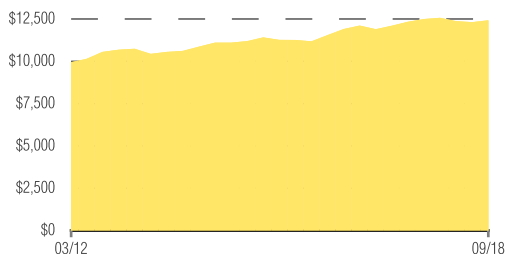


BNY MELLON CORPORATE BOND FUND – CLASS M

September 30, 2018

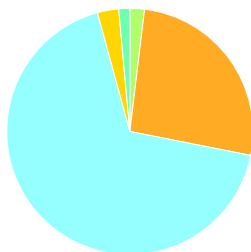

GROWTH OF A \$10,000 INVESTMENT

\$12,425



A hypothetical \$10,000 investment in the fund on 3/2/12 would have been worth \$12,425 on 9/30/18. Assumes reinvestment of dividends and capital gains.

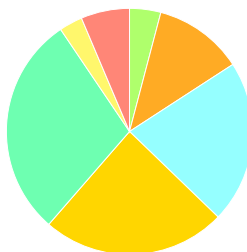
CREDIT QUALITY BREAKDOWN^{1,3}



INDUSTRY ALLOCATION¹

Finance	29.22%
Energy	10.39%
Consumer Staples	8.49%
Technology Hardware & Equipment	7.72%
Consumer Discretionary	6.78%
Telecommunication Services	5.69%
Industrial	4.28%
Materials	3.14%
Utilities	2.37%
Food, Beverage & Tobacco	2.20%

ALLOCATION BY MATURITY¹



AVERAGE ANNUAL TOTAL RETURNS (9/30/18)

	YTD (As of 9/30/18)	1 yr	3 yr	5 yr	Incept.
BNY Mellon Corporate Bond Fund - Class M	-1.17%	-0.59%	3.34%	3.32%	3.35%
Bloomberg Barclays U.S. Intermediate Credit Index ⁵	-0.73%	-0.62%	2.03%	2.46%	-
Bloomberg Barclays U.S. Credit Index ⁵	-2.12%	-1.10%	2.98%	3.40%	-

The performance data quoted represents past performance, which is no guarantee of future results. Share price and investment return fluctuate and an investor's shares may be worth more or less than original cost upon redemption. Current performance may be lower or higher than the performance quoted. Year-to-date performance is not annualized. Please go to www.bnymellon.com/bnymellonfunds for the fund's most recent month-end returns. Total Expense Ratio: Class M 0.56%.

INVESTMENT STYLE CLASSIFICATION (QUALITY AND MATURITY)⁴



PORTFOLIO MANAGEMENT

John F. Flahive and Timothy J. Sanville

INCEPTION DATE

3/2/12

TICKER

BYMMX

CUSIP

05569M368

ASSETS (FOR THE FUND)

\$774,721,804

HOLDINGS¹

193 (9/30/18)

DIVIDEND FREQUENCY

Monthly

AVERAGE MATURITY

6.39 Years (9/30/18)

DURATION²

5.06 Years (9/30/18)

30-DAY YIELD (AS OF 9/30/18)

3.75%

MORNINGSTAR CATEGORY

Corporate Bond

HISTORICAL PERFORMANCE

	Fund	Benchmark ⁵
2017	5.65%	3.67%
2016	6.43%	3.68%
2015	-0.09%	0.90%
2014	5.43%	4.16%
2013	-0.66%	-0.17%

¹ Portfolio composition is as of 9/30/18 and is subject to change at any time. Bond ratings reflect the rating entity's evaluation of the issuer's ability to pay interest and repay principal on the bond on a timely basis. Bonds rated BBB/Baa or higher are considered investment grade, while bonds rated BB/Ba or lower are considered speculative as to the timely payment of interest and principal.

² Duration is a measure of volatility expressed in years. The higher the number, the greater potential for volatility as interest rates change.

³ Credit ratings reflect only those assigned by S&P, Moody's, and/or Fitch. Split-rated bonds, if any, are reported in the higher rating category.

⁴ The "Investment Style Classification" graphically depicts the fund's investment strategy as described in its prospectus. The horizontal and vertical axes describe the fund's general credit quality and weighted average maturity, respectively. The graphic supports asset allocation decisions and does not depict actual fund holdings at a point in time.

⁵ Source: Morningstar. Reflects reinvestment of dividends and, where applicable, capital gain distributions. The Bloomberg Barclays U.S. Intermediate Credit Index measures the performance of U.S. Dollar denominated U.S. Treasuries, government-related and investment grade U.S. corporate securities that have a remaining maturity of greater than one year and less than ten years. The Bloomberg Barclays U.S. Credit Index is an unmanaged index designed to measure the performance of investment grade securities with a maturity of at least one year, issued by U.S. and foreign industrial, utility and financial issuers and by non-corporate issuers.

Not FDIC-Insured. Not Bank-Guaranteed. May Lose Value.



BNY MELLON CORPORATE BOND FUND – CLASS M

Goal/Approach

The fund seeks total return (consisting of capital appreciation and current income).

To pursue its goal, the fund normally invests at least 80% of its net assets, plus any borrowings for investment purposes, in corporate bonds, which include U.S. dollar-denominated bonds issued by the U.S. and foreign corporations. The remainder of the fund's assets may be invested in U.S. government and agency bonds, mortgage-related securities, including commercial mortgage-backed securities, asset-backed securities, foreign corporate bonds denominated in foreign currencies, foreign government bonds, municipal bonds and commercial paper and other money market instruments. The investment adviser uses a disciplined process to select bonds and manage risk. The process includes computer modeling and scenario testing of possible changes in market conditions. The investment adviser will use other

techniques in an attempt to manage market risk and duration.

The investment adviser actively manages the fund's bond market and maturity exposure and credit profile. The fund normally invests at least 80% of its assets in bonds rated investment grade (i.e., Baa/BBB or higher) at the time of purchase or, if unrated, deemed of comparable quality by the investment adviser, with at least 65% of such investment grade bonds issued by corporations or the U.S. government or its agencies.

Portfolio Management

The investment adviser for the fund is BNY Mellon Fund Advisers, a division of The Dreyfus Corporation.

John F. Flahive and Timothy J. Sanville are the fund's primary portfolio managers, a position they have held since March 2012 and September 2015 respectively. Mr. Flahive is a senior vice president of The Bank of New York Mellon, an affiliate of The

Dreyfus Corporation. Mr. Sanville is a first vice president of The Bank of New York Mellon. Mr. Flahive and Mr. Sanville also are employees of The Dreyfus Corporation and manage the fund as employees of The Dreyfus Corporation.

Certain Risks

The fund is subject generally to interest rate, credit, liquidity, prepayment and extension risk (as to mortgage-related holdings), call, sector, and fixed income market risks, to varying degrees, all of which are more fully described in the fund's prospectus.

Generally, all other factors being equal, bond prices are inversely related to interest-rate changes and rate increases can cause price declines.

Please refer to the prospectus for a more complete discussion of the fund's main risks.

Investors should consider the investment objectives, risks, charges, and expenses of the fund carefully before investing. Contact your financial advisor to obtain a prospectus, or a summary prospectus, if available, that contains this and other information about the fund, and read it carefully before investing.

This material has been distributed for informational purposes only and should not be construed as investment advice or a recommendation of any particular investment, strategy, investment manager or account arrangement. Please consult a legal, tax or investment advisor in order to determine whether any investment product or service is appropriate for a particular situation.

