

Dreyfus Short-Intermediate Municipal Bond Fund

Pursuing the best risk-adjusted values across the municipal market

Class A **DMBAX** Class D **DSIBX** Class I **DIMIX**

Dec 31
2018

Goal/Approach

The fund seeks to maximize current income exempt from federal income tax to the extent consistent with the preservation of capital.

Accordingly, the fund normally invests substantially all of its net assets in municipal bonds that provide income exempt from federal personal income tax. The fund invests only in municipal bonds rated investment grade. The fund invests primarily in municipal bonds with remaining maturities of five years or less and generally maintains a dollar-weighted average portfolio maturity of two to three years.

CUSIP

Class A 261918601
Class D 261918106
Class I 261918502

Assets for the Fund

\$298,111,524

Holdings²

122

Dividend Frequency

Monthly

Morningstar Category

Municipal National Short

Avg. Effective Maturity²

2.31 Years

Avg. Effective Duration^{2,3}

2.05 Years

30-Day Yield (as of 12/31/18)

Class A 1.51%
Class D 1.69%
Class I 1.79%

Investment Professionals



Mellon is a global multi-specialist investment manager dedicated to serving our clients with a full spectrum of research-driven solutions.

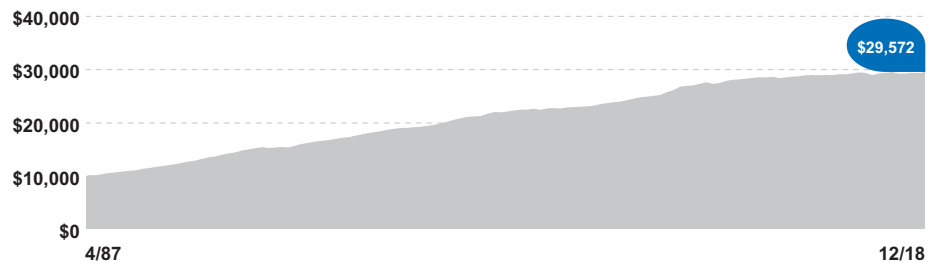
Mellon was formed on January 31, 2018, through the merger of The Boston Company and Standish into Mellon Capital. Effective January 2, 2019, the combined firm was renamed Mellon Investments Corporation.

Investment Adviser

The Dreyfus Corporation

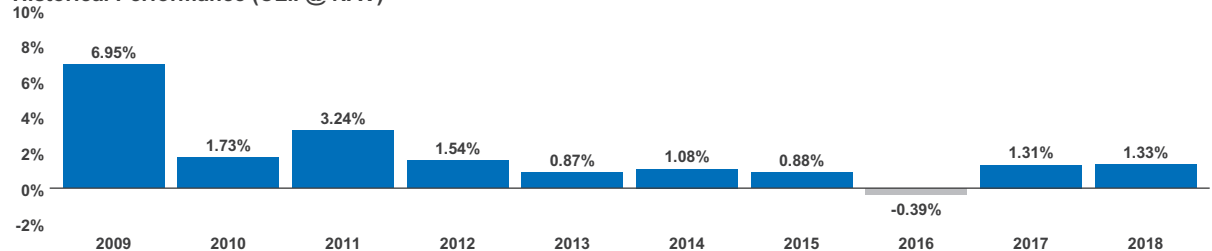
Growth of a \$10,000 Investment¹

A hypothetical \$10,000 investment in the fund's Class A shares on 4/30/87 would have been worth \$29,572 on 12/31/18.



This does not reflect the 2.50% maximum front-end sales load applicable to Class A shares which, if reflected, would have lowered performance. Assumes reinvestment of dividends and capital gains. Performance for the fund's other share classes would vary.

Historical Performance (CL.I @ NAV)⁴



Average Annual Total Returns (12/31/18)¹

Share Class/Inception Date	YTD	3 M	1 Yr	3 Yr	5 Yr	10 Yr
Class A (NAV) 08/03/09	1.08%	0.79%	1.08%	0.49%	0.60%	1.59%
Class A (2.50% max. load)	-1.46%	-1.75%	-1.46%	-0.35%	0.10%	1.34%
Class D (NAV) 04/30/87	1.22%	0.83%	1.22%	0.64%	0.76%	1.74%
Class I (NAV) 12/15/08	1.33%	0.86%	1.33%	0.74%	0.84%	1.84%
Bloomberg Barclays Municipal Bond: 3 Year Index (2-4) ⁵	1.76%	1.11%	1.76%	1.13%	1.16%	1.99%

The performance data quoted represents past performance, which is no guarantee of future results. Share price and investment return fluctuate and an investor's shares may be worth more or less than original cost upon redemption. Current performance may be lower or higher than the performance quoted. For funds with less than 1 year's history, year-to-date and 3-month performance are not annualized. Go to dreyfus.com for the fund's most recent month-end returns. The net expense ratio(s) reflect a contractual expense reduction agreement through 8/1/2019. Total Expense Ratios: Class A 0.65%, Class D 0.52%, Class I 0.44%. Net Expense Ratios: Class A 0.64%, Class D 0.49%, Class I 0.39%. 30-day yields reflect undertaking in effect, without which the Fund's 30-day yield for Class A, Class D and Class I shares would have been 1.47%, 1.64% and 1.71%, respectively, as of 12/31/2018.

¹The total return performance figures for Class A shares of the fund represent the performance of the fund's Class D shares for the period prior to 8/3/09, the inception dates for Class A shares, and the performance of Class A from that inception date. Performance reflects the applicable class' sales load and distribution/servicing fees since the inception date. Had these fees and expenses been reflected for periods prior, performance would have been lower. Investors should consider, when deciding whether to purchase a particular class of shares, the investment amount, class restrictions, anticipated holding period and other relevant factors. ²Portfolio composition is as of 12/31/2018 and is subject to change at any time. ³Duration is a measure of volatility expressed in years. The higher the number, the greater the potential for volatility as interest rates change. ⁴Performance figures may reflect reimbursements or fee waivers, without which the performance would have been lower. ⁵Source: FactSet. The Bloomberg Barclays Municipal Bond: 3 Year Index (2-4) covers the U.S. dollar-denominated 2-4 year tax-exempt bond market. Investors cannot invest directly in any index.

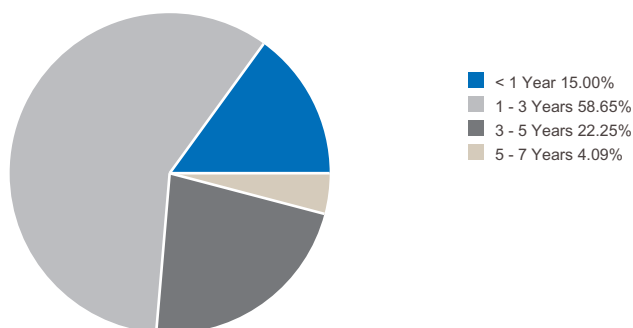
Tax advantaged investments typically are not suitable for qualified plans, such as 401(k)s.

Not FDIC-Insured. Not Bank-Guaranteed. May Lose Value.

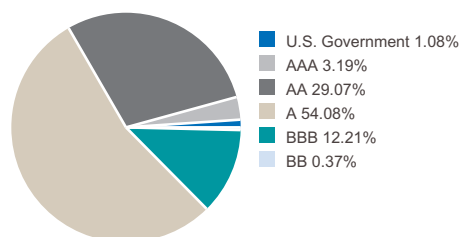
Dreyfus Short-Intermediate Municipal Bond Fund

Class A **DMBAX** Class D **DSIBX** Class I **DIMIX**

Allocation by Maturity¹



Credit Quality Breakdown^{1,2,3}



Industry Allocation¹

Revenue Bonds	71.78%
Other	9.59%
General Obligation Bonds	6.21%
Special Tax	5.33%
Prerefunded	5.04%

Portfolio Management

The fund's investment adviser is The Dreyfus Corporation (Dreyfus). The fund's primary portfolio managers are Thomas Casey and Jeffrey Burger, positions they have held since April 2011 and February 2012, respectively. Mr. Casey is a senior portfolio manager for tax sensitive strategies at Mellon Investments Corporation (Mellon), an affiliate of Dreyfus. Mr. Burger is a senior analyst for tax sensitive strategies at Mellon and is a portfolio manager for certain other municipal bond funds managed by Dreyfus. Messrs. Casey and Burger are also employees of Dreyfus. Mellon investment professionals manage Dreyfus-managed funds pursuant to a dual-employee arrangement, under Dreyfus' supervision, and apply Mellon's proprietary investment process in managing the funds.

Investors should consider the investment objectives, risks, charges and expenses of a mutual fund carefully before investing. To obtain a prospectus, or a summary prospectus, if available, that contains this and other information about a Dreyfus fund, contact your financial advisor or visit dreyfus.com. Read the prospectus carefully before investing. Investors should discuss with their advisor the eligibility requirements for Class I shares, which are available only to certain eligible investors, and the historical results achieved by the fund's respective share classes.

The Dreyfus Corporation, Mellon Investments Corporation, and MBSC Securities Corporation are affiliated with The Bank of New York Mellon Corporation.

¹Portfolio composition is as of 12/31/2018 and is subject to change at any time. ²Bond ratings reflect the rating entity's evaluation of the issuer's ability to pay interest and repay principal on the bond on a timely basis. Bonds rated BBB/Baa or higher are considered investment grade, while bonds rated BB/Ba or lower are considered speculative as to the timely payment of interest and principal. ³Credit ratings reflect only those assigned by S&P, Moody's, and/or Fitch. Split-rated securities if any, are reported in the higher rating category.

Risks: Bonds are subject to interest-rate, credit, liquidity, call and market risks, to varying degrees. Generally, all other factors being equal, bond prices are inversely related to interest-rate changes and rate increases can cause price declines. The fund is **non-diversified**, which means the fund may invest in a relatively high percentage of its assets in a limited number of issuers. Performance may be more vulnerable to changes in the market of a single issuer. **Municipal income** may be subject to state and local taxes. Capital gains, if any, are taxable.

The information being provided is general information about our firm and its products and services. It should not be construed as investment advice or a recommendation with respect to any product or service. Please consult a legal, tax or investment advisor in order to determine whether an investment product or service is appropriate for a particular situation.