

Dreyfus Emerging Markets Fund

Sep 30
2018

Class I DRPEX Class Y DYPEX

Goal/Approach

The fund seeks long-term capital growth.

To pursue this goal, the fund normally invests at least 80% of its net assets, plus any borrowings for investment purposes, in the stocks of companies organized, or with a majority of assets or business, in emerging market countries.

CUSIP
Class I 26201H500
Class Y 26201H872

Assets for the Fund
\$116,990,916

Holdings²
103

Dividend Frequency
Annually

Morningstar Category
Diversified Emerging Markets

Lipper Category
Emerging Markets

Redemption Fee
2.00%

Investment Professionals



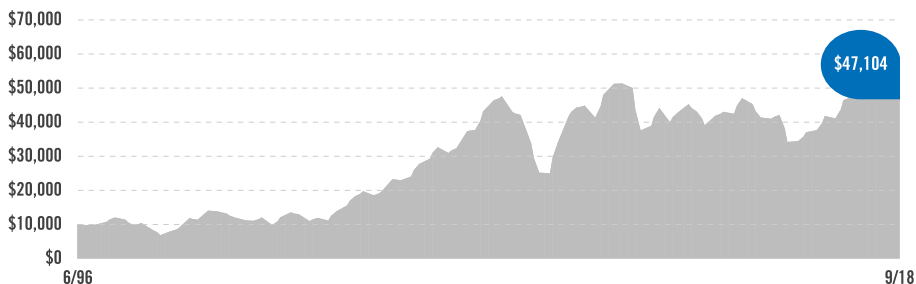
The Boston Company Asset Management is a brand of BNY Mellon Asset Management North America Corporation

Investment Adviser
The Dreyfus Corporation

Effective on January 31, 2018, The Boston Company Asset Management LLC (TBCAM) and Standish Mellon Asset Management Company LLC (Standish) merged into Mellon Capital Management Corporation (Mellon Capital), which immediately changed its name to BNY Mellon Asset Management North America Corporation.

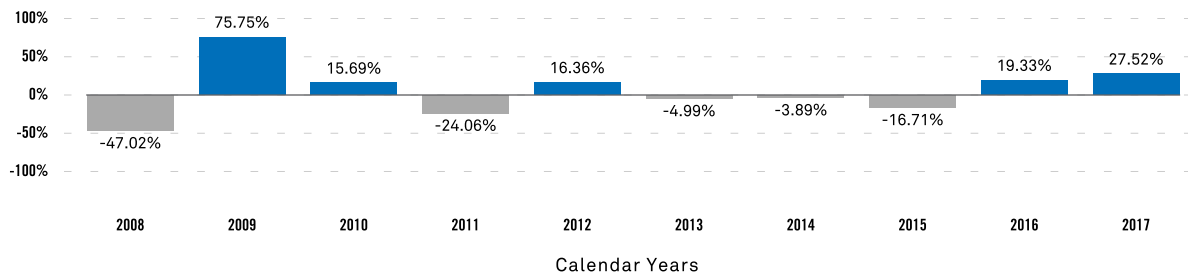
Growth of a \$10,000 Investment¹

A hypothetical \$10,000 investment in the fund's Class I shares on 6/28/96 would have been worth \$47,104 on 9/30/18.



Assumes reinvestment of dividends and capital gains. Performance for the fund's other share classes would vary.

HISTORICAL PERFORMANCE (CL.I @ NAV)³



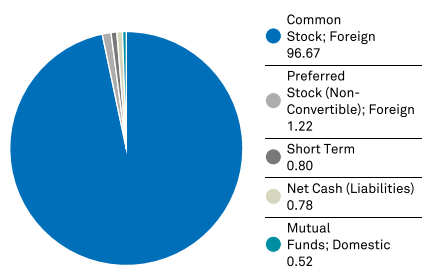
AVERAGE ANNUAL TOTAL RETURNS (9/30/18)¹

Share Class/Inception Date	YTD	3M	1YR	3YR	5YR	10YR
Class I (NAV) 11/15/02	-10.17%	0.88%	-6.11%	11.26%	2.37%	3.37%
Class Y (NAV) 07/01/13	-10.07%	0.90%	-5.98%	11.45%	2.57%	3.43%
MSCI Emerging Markets Index ⁴	-7.68%	-1.09%	-0.81%	12.36%	3.61%	5.40%

The performance data quoted represents past performance, which is no guarantee of future results. Share price and investment return fluctuate and an investor's shares may be worth more or less than original cost upon redemption. Current performance may be lower or higher than the performance quoted. For funds with less than 1 year's history, year-to-date and 3-month performance are not annualized. Go to dreyfus.com for the fund's most recent month-end returns. Total Expense Ratios: Class I 1.72%, Class Y 1.58%.

¹The total return performance figures for Class I and Class Y shares of the fund represent the performance of the fund's Class A shares for periods prior to 11/15/02 and 7/1/13, the inception dates for Class I and Class Y shares, respectively, and the performance of Class I and Class Y shares, respectively, from those inception dates. Performance reflects the applicable class' distribution/servicing fees since the inception date. Investors should consider, when deciding whether to purchase a particular class of shares, the investment amount, anticipated holding period and other relevant factors. ²Portfolio composition is as of 9/30/18 and is subject to change at any time. ³Performance figures may reflect reimbursements or fee waivers, without which the performance would have been lower. ⁴Source: FactSet. The MSCI Emerging Markets Index is a free float-adjusted market capitalization-weighted index that is designed to measure equity market performance of emerging markets. Investors cannot invest directly in any index.

ASSET ALLOCATION (%)¹



TOP COUNTRY EXPOSURES¹

China	17.40%
Cayman Islands	13.65%
Korea, Republic Of	13.43%
Taiwan, Province Of China	7.49%
India	7.14%
Hong Kong	7.05%
Brazil	6.23%
Russian Federation	5.04%
Mexico	4.65%
South Africa	4.22%

PORTFOLIO MANAGEMENT

The fund's investment adviser is The Dreyfus Corporation (Dreyfus). Warren Skillman is the fund's primary portfolio manager, a position he has held since December 2007. Mr. Skillman is a senior managing director and portfolio manager at BNY Mellon Asset Management North America Corporation (the "firm"), an affiliate of Dreyfus. Mr. Skillman also is an employee of Dreyfus. BNY Mellon Asset Management North America Corporation investment professionals manage Dreyfus-managed funds pursuant to a dual-employee arrangement, under Dreyfus' supervision, and apply their firm's proprietary investment process in managing the funds.

TOP TEN HOLDINGS¹

Taiwan Semiconductor Manufacturing	4.62%
China Construction Bank	3.59%
Samsung Electronics	3.52%
Tencent Holdings	3.23%
CNOOC	3.06%
Industrial & Commercial Bank Of China	2.93%
Alibaba Group Holding	2.73%
PetroChina	2.52%
LUKOIL PJSC	2.32%
Sberbank Of Russia PJSC	2.23%

The holdings listed should not be considered recommendations to buy or sell a security. Large concentrations can increase share price volatility.

TOP SECTORS/INDUSTRIES¹

Financials	30.26%
Consumer Discretionary	11.09%
Energy	11.07%
Information Technology	9.84%
Materials	9.72%
Communication Services	9.56%
Industrials	5.00%
Consumer Staples	4.43%
Utilities	4.23%
Health Care	3.73%
Real Estate	1.08%

Investors should consider the investment objectives, risks, charges and expenses of a mutual fund carefully before investing. To obtain a prospectus, or a summary prospectus, if available, that contains this and other information about a Dreyfus fund, contact your financial advisor or visit dreyfus.com. Read the prospectus carefully before investing. Investors should discuss with their advisor the eligibility requirements for Class I and Y shares, which are available only to certain eligible investors, and the historical results achieved by the fund's respective share classes.

The Dreyfus Corporation and MBSC Securities Corporation are affiliated with The Bank of New York Mellon Corporation.

¹Portfolio composition is as of 9/30/18 and is subject to change at any time.

Risks

Equities are subject to market, market sector, market liquidity, issuer, and investment style risks, to varying degrees. Investing in **foreign denominated and/or domiciled securities** involves special risks, including changes in currency exchange rates, political, economic, and social instability, limited company information, differing auditing and legal standards, and less market liquidity. These risks generally are greater with emerging market countries.

The information being provided is general information about our firm and its products and services. It should not be construed as investment advice or a recommendation with respect to any product or service. Please consult a legal, tax or investment advisor in order to determine whether an investment product or service is appropriate for a particular situation.