

BNY MELLON S&P 500® INDEX TRACKER



BNY MELLON

INVESTMENT MANAGER



Mellon Capital represents the index and multi-asset & multi-factor product lines of BNY Mellon Asset Management North America, which provides single and multi-asset investment solutions using both active and passive strategies for investors globally. Effective on 31

January 2018, The Boston Company Asset Management (TBCAM) and Standish Mellon Asset Management Company (Standish) merged into Mellon Capital Management Corporation (Mellon Capital), which immediately changed its name to BNY Mellon Asset Management North America Corporation.

GENERAL INFORMATION

| | |
|-------------------------------|---------------------------|
| Total net assets (million) | \$ 79.87 |
| Comparative Index / Benchmark | S&P 500 NR |
| Lipper sector | Lipper Global - Equity US |
| Fund type | ICVC |
| Fund domicile | Ireland |
| Fund manager | Karen Wong |
| Alternate | Tom Durante |
| Base currency | USD |
| Currencies available | EUR, USD |
| Fund launch | 23 Mar 2001 |

USD C (ACC.) SHARE CLASS DETAILS

| | |
|-------------------------|--------------|
| Inception date | 18 Jan 2002 |
| Min. initial investment | \$ 5,000,000 |
| Annual mgmt charge | 0.30% |
| Max. initial charge | 5.00% |
| ISIN | IE0004240861 |
| CUSIP | G1205U206 |
| Bloomberg | MEL50C1 |
| Ongoing Charge* | 0.46% |

Please note that this is a European-style USD C share class and is not reflective of the 'standard' American-style C share class fee structure.

DEALING

09:00 to 17:00 each business day
Valuation point: 22:00 Dublin time

FUND STATISTICS - 3 YEARS

| | |
|-------------------------------|-------|
| Jensen Alpha | -0.04 |
| Beta | 1.00 |
| Correlation | 1.00 |
| Annualised Information Ratio | -3.79 |
| Annualised Sharpe Ratio | 0.90 |
| Annualised Tracking Error | 0.12 |
| R ² | 1.00 |
| Annualised Standard Deviation | 9.26 |
| Maximum Drawdown | -6.94 |
| VaR Normal 95% | -3.60 |

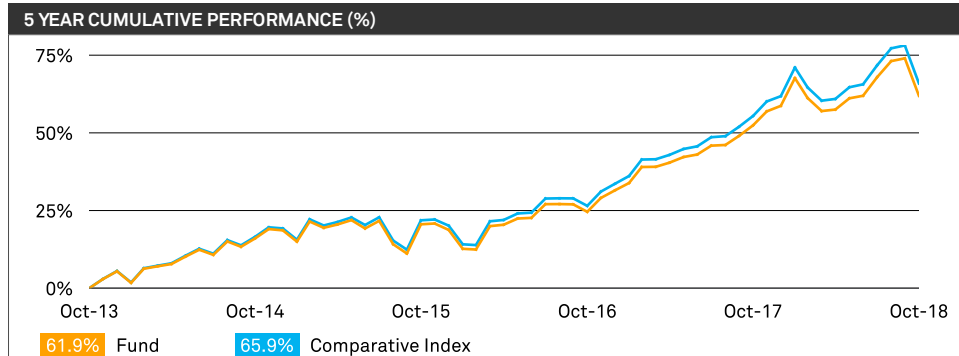
*Ongoing Charge: Annual Management charge of the fund plus specifically defined operation expenses and performance fees where applicable.

INVESTMENT OBJECTIVE

To match the performance of the S&P 500® Index (the "Index"). The Fund is constructed to mirror the Index and to provide long-term capital growth by investing in equity securities that represent a large cross-section of the U.S. publicly-traded stock market.

PERFORMANCE DISCLOSURE

Past performance is not a guide to future performance. The value of investments can fall. Investors may not get back the amount invested. Income from investments may vary and is not guaranteed. For a full list of risks applicable to this fund, please refer to the Prospectus.



PERFORMANCE SUMMARY (%)

| | Annualised | | | | | | |
|------------------------|------------|-------|-------|------|-------|-------|-------|
| | 1M | 3M | YTD | 1YR | 2YR | 3YR | 5YR |
| USD C (Acc.) | -6.93 | -3.56 | 2.04 | 6.22 | 14.00 | 10.32 | 10.11 |
| USD A (Acc.) | -6.99 | -3.73 | 1.44 | 5.48 | 13.20 | 9.55 | 9.35 |
| Comparative Index | -6.87 | -3.39 | 2.53 | 6.73 | 14.52 | 10.83 | 10.65 |
| Lipper Sector | -7.83 | -5.14 | -0.25 | 3.60 | 12.19 | 8.13 | 8.11 |
| No. of funds in sector | 416 | 404 | 388 | 372 | 350 | 322 | 254 |
| Quartile USD C (Acc.) | 2 | 2 | 2 | 2 | 2 | 1 | 1 |

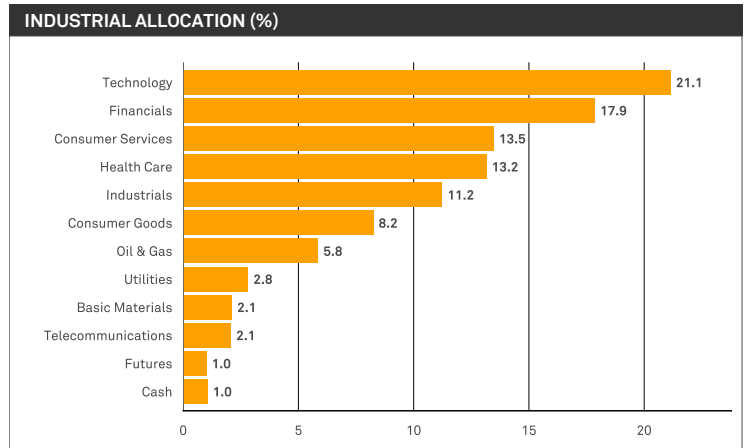
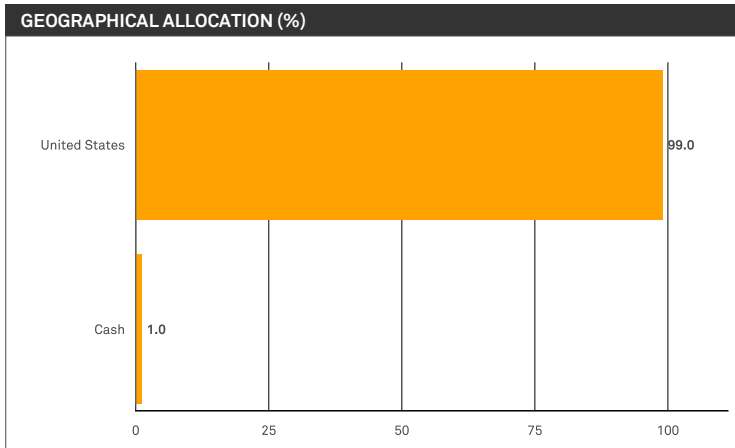
| | 2013 | 2014 | 2015 | 2016 | 2017 |
|-------------------|-------|-------|-------|-------|-------|
| Fund | 30.98 | 12.49 | 0.12 | 10.72 | 20.68 |
| Comparative Index | 31.55 | 12.99 | 0.75 | 11.23 | 21.10 |
| Lipper Sector | 31.83 | 9.70 | -1.35 | 8.16 | 19.95 |

ANNUAL PERFORMANCE TO LAST QUARTER END (%)

| From | Sept 2013 | Sept 2014 | Sept 2015 | Sept 2016 | Sept 2017 |
|------|-----------|-----------|-----------|-----------|-----------|
| To | Sept 2014 | Sept 2015 | Sept 2016 | Sept 2017 | Sept 2018 |
| Fund | 18.46 | -1.91 | 14.23 | 17.34 | 16.76 |

Source: Lipper as at 31 October 2018. Performance is shown for USD C unless otherwise stated. Total Return, including annual management charge, but excluding initial charge, net of performance fees income reinvested gross of tax, expressed in share class currency. The impact of the initial charge which may be up to 5% can be material on the performance of your investment. Performance figures including the initial charge are available upon request. Please see reverse for important disclosure.

| | Inception date | AMC | MIN INV | Ongoing Charges* | ISIN | CUSIP | Bloomberg |
|--------------|----------------|-------|----------|------------------|--------------|-----------|-----------|
| USD A (Acc.) | 23 Mar 2001 | 1.00% | \$ 5,000 | 1.16% | IE0004234583 | G1205U107 | MEL500A |



TOP 10 HOLDINGS (%)

| Fund | Allocation (%) |
|------------------------------|----------------|
| APPLE COMPUTER INC | 4.3 |
| MICROSOFT CORP COM | 3.5 |
| AMAZON.COM INC COM | 2.8 |
| BERKSHIRE HATHAWAY USD0.0033 | 1.7 |
| JOHNSON & JOHNSON COM | 1.6 |
| J P MORGAN CHASE & CO COM | 1.6 |
| FACEBOOK INC- USD0.000006 | 1.6 |
| EXXON MOBIL CORP | 1.4 |
| ALPHABET INC-CL C USD0.001 | 1.4 |
| ALPHABET INC-CL A USD0.001 | 1.4 |

Source: BNY Mellon Investment Management EMEA Limited

Portfolio holdings and percentages are subject to change at any time without notice, are for information purposes only and should not be construed as investment recommendations.

Please see reverse for important disclosures.

The fund outlined is not available to U.S. Persons (as described in the Prospectus) and may only be offered and sold in accordance with Regulation S under the U. S. Securities Act of 1933.

IMPORTANT INFORMATION

THIS DOCUMENT IS FOR FINANCIAL PROFESSIONALS ONLY AND MAY NOT BE USED WITH THE GENERAL PUBLIC.

BNY Mellon Global Funds, plc is an open-ended umbrella type investment company with variable capital (ICVC) and segregated liability between sub-funds, incorporated with limited liability under the laws of Ireland. It qualifies and is authorized in Ireland by the Central Bank of Ireland as an undertaking for collective investment in transferable securities pursuant to the European Communities (Undertakings for Collective Investment in Transferable Securities) Regulations 2011 (SI. No. 352 of 2011). The Manager of BNY Mellon Global Funds, plc is BNY Mellon Global Management Limited. BNY Mellon Global Management Limited, 33 Sir John Rogerson's Quay, Dublin 2, Ireland. The Manager is approved as a management company and regulated by the Central Bank of Ireland under the European Communities (Undertakings for Collective Investment in Transferable Securities) Regulations 2011 (SI. No. 352 of 2011). The Global (ex. US) Distributor of BNY Mellon Global Funds, plc is BNY Mellon Investment Management EMEA Limited (BNYMIM EMEA, formerly named BNY Mellon Asset Management International Limited).

This is a financial promotion and not intended as investment advice. All information herein has been compiled by BNY Mellon Investment Management EMEA Limited (BNYMIM EMEA) based upon information provided by BNY Mellon Asset Management North America Corporation. Any views and opinions contained in this document are those of the investment manager at the time of going to print and are not intended to be construed as investment advice. BNYMIM EMEA and its affiliates are not responsible for any subsequent investment advice given based on the information contained herein. No warranty is given as to the accuracy or completeness of the information contained herein and no liability is accepted for errors or omissions in such information. The information in this material is only current as of the date indicated, and may be superseded, at any time and without notice, by subsequent market events or other reasons. BNYMIM EMEA and its affiliates do not undertake to revise or update this information in any way.

Past performance is not a guide to future performance. Investors must carefully consider the risks associated with the investments described herein. The value of investments and income there from is not guaranteed and can fall as well as rise due to many factors, including changes in market conditions, interest rates and in response to other economic, political or financial developments. When an investor sells their investment, the investor may get back less than they originally invested. Tax treatment will depend on an investor's individual circumstances and may be subject to change in the future.

Investors should consider the fund's investment objectives, risks and expenses before making any investment. ICVC/unit trust investments should not be regarded as short-term and should normally be held for at least five years. **Investors should carefully review the Prospectus and/or Key Investor Information Document (KIID) prior to deciding to invest.** The Prospectus can be obtained from BNY Mellon Global Management Limited, 33 Sir John Rogerson's Quay, Dublin 2, Ireland or from MBSC Securities Corporation.

FOR U.S. FINANCIAL PROFESSIONALS

BNY Mellon Global Funds, plc is not available to U.S. Persons (as defined in the Prospectus). Neither the BNY Mellon Global Funds, plc nor any of its sub-funds has, or will be, registered in the U.S. under the Investment Company Act of 1940, and the shares in the sub-funds are not registered under the U.S. Securities Act of 1933. Therefore, investors will not be entitled to the benefits of such registration(s). Shares may only be offered and sold in accordance with Regulation S under the Securities Act of 1933.

FOR CANADIAN FINANCIAL PROFESSIONALS

BNY Mellon Global Funds, plc is not offered to, and shares may not be purchased by, Canadian residents.

This document is distributed to financial professionals and intermediaries in the United States and Canada by MBSC Securities Corporation, located at 200 Park Avenue, New York, NY 10166, USA. MBSC Securities Corporation, a sub-distributor of the BNY Mellon Global Funds, plc, is a registered broker dealer. Effective on January 31, 2018, The Boston Company Asset Management, LLC (TBCAM) and Standish Mellon Asset Management Company LLC (Standish) merged into Mellon Capital Management Corporation (Mellon Capital), which immediately changed its name to BNY Mellon Asset Management North America Corporation. BNY Mellon Global Management Limited, MBSC Securities Corporation, BNY Mellon Asset Management North America and BNYMIM EMEA are ultimately owned by The Bank of New York Mellon Corporation. BNY Mellon Investment Management is one of the world's leading investment management organizations and one of the top U.S. wealth managers, encompassing BNY Mellon's affiliated investment management firms, wealth management services and global distribution companies. BNY Mellon is the corporate brand of The Bank of New York Mellon Corporation and may also be used as a generic term to reference the Corporation as a whole or its various subsidiaries generally.

Nothing herein constitutes an offer to sell, or solicitation of an offer to purchase, any securities, and this document may not be used for the purpose of an offer or solicitation in any jurisdiction or in any circumstance in which such offer or solicitation is unlawful or not authorized. Any offer of securities may be made only by means of the Prospectus and/or KIID.

S&P 500 NR Index

The world-renowned index includes 500 leading companies in leading industries of the U.S. economy. Although the S&P 500 focuses on the large cap segment of the market, with approximately 75% coverage of U.S. equities, it is also an ideal proxy for the total market. Source: www.standardandpoors.com.

Index Tracker S&P 500® is a trademark of The McGraw-Hill Companies, Inc and has been licensed for use by BNY Mellon Global Funds, plc. The BNY Mellon S&P 500® Index Tracker is not sponsored, endorsed, sold or promoted by Standard & Poor's and Standard & Poor's makes no representation regarding the advisability of investing in the BNY Mellon S&P 500® Index Tracker.

Portfolio holdings are subject to change at any time without notice, are for informational purposes only and should not be construed as investment recommendations.

Lipper Global - Equity US

Funds with the primary objective to invest in Equity Markets of US.

Issued on 09/11/2018

